



Approving a Doctoral Actions Workflow Request

User Guide

A user guide for graduate program coordinators and managers for approving or denying a request submitted through the doctoral actions workflow.



User Guide – Approving a Doctoral Actions Workflow Request

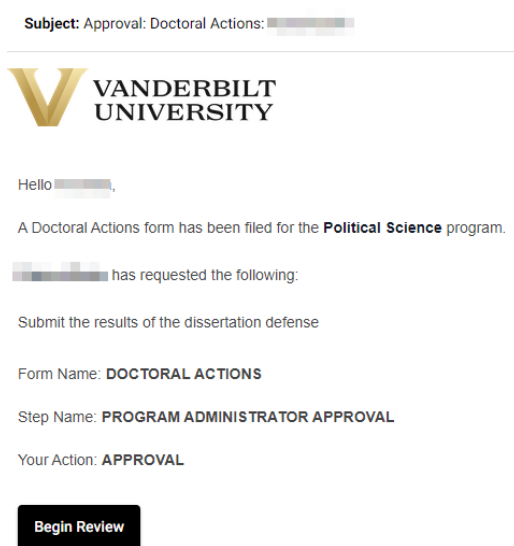
The Kualu workflow application has been implemented for graduate students to request to appoint or modify their Ph.D. committee, schedule or modify their qualifying exam, schedule or modify their dissertation defense, request to extend the deadline to enter candidacy, request to extend candidacy, and/or submit exam or defense results. Graduate program coordinators and managers will utilize the Kualu workflow application to review doctoral action workflow requests for their students. Students and administrators should refer to the Graduate School [catalog](#) for academic regulations.

Contents

Reviewing the Doctoral Actions Workflow Request	3
Appoint or Modify the Ph.D. Committee	4
Schedule or Modify the Qualifying Exam	5
Schedule or Modify the Dissertation Defense	5
Extend Deadline for Qualifying Exam.....	6
Extend Candidacy	6
Qualifying Exam Results	6
Defense Results	6
Approval Workflow/Timeline	7
Set Program Permissions.....	7
Approving the Doctoral Actions Workflow Request	7
Denying the Doctoral Actions Workflow Request.....	8
Sending the Doctoral Actions Workflow Request Back to the Student	8
Accessing Your Work Queue	9
Accessing the Documents List	9

Reviewing the Doctoral Actions Workflow Request

1. Once a request for doctoral action has been directed to you, you will receive two emails: a carbon copy of the notification sent to the student stating that their request has been submitted, and an approval request. Click **Begin Review** on the approval request to access the form.



2. Information about the student appears in the Student Information section.

EMPLID *	VUnetID	First Name	Last Name
000: [redacted]	[redacted]	[redacted]	[redacted]

Email Address
[redacted]@vanderbilt.edu

Select your academic program:
Biomedical Engineering - PHD

Program Permissions *

Please type the name of the academic program to provide document access to program administrators and Directors of Graduate Studies. The name should be typed exactly as shown in the adjacent field and must be listed in addition to the student-selected academic program for access to be granted.

Biomedical Engineering - PHD

User Guide – Approving a Doctoral Actions Workflow Request

- The Action(s) Requested section reflects the student’s choice(s) of doctoral actions (appoint or modify their Ph.D. committee, schedule or modify their qualifying exam, schedule or modify their dissertation defense, request to extend the deadline to enter candidacy, request to extend candidacy, and/or submit exam or defense results). Please refer to the Graduate School catalog for detailed information about requirements.

Action(s) Requested
Refer to the [Graduate Catalog](#) for detailed information about requirements.

Please select the applicable action(s): *
Appoint or modify the Ph.D. Committee

Appoint or Modify the Ph.D. Committee

- The selected action (Create or Modify) is reflected in the Action section.

Action

Committee action (select one): *
Create a new committee (Any and all existing committee members will be replaced)

- Committee members are listed, and any additional documentation required for non-Graduate Faculty is provided in the File Upload section.

New Committee: Members of the Committee

Name	VU Department/Program (or Non-VU Institution)	Committee Role	Email (Non-VU Only)

File Upload

Upload curriculum vitae (if necessary)
No file attached

Upload justification memo (if necessary)
No file attached

Schedule or Modify the Qualifying Exam

1. The selected action (Schedule or Modify) is reflected in the Qualifying Exam Action section. **The Graduate School must be notified at least two weeks in advance.**

Qualifying Exam Action: *
Modify an existing qualifying exam

Date and Location of Qualifying Exam		
<i>The Graduate School must be notified at least two weeks in advance.</i>		
Date of Qualifying Exam * Submissions must be at least 2 weeks out.	Qualifying Exam Time *	Qualifying Exam Location *

Schedule or Modify the Dissertation Defense

1. The selected action (Schedule or Modify) is reflected in the Defense Action section. **The Graduate School must be notified at least two weeks in advance.**

Defense Action * Schedule a new dissertation defense		
Expected Graduation Term		
Date and Location of Dissertation Defense		
Defense Date *	Defense Time *	Defense Location *
Dissertation Title <i>The dissertation title must be entered in title case format.</i>		

Extend Deadline for Qualifying Exam

Extend Deadline for Qualifying Exam
Please enter the month, day, and year for the extension of the deadline to complete the Qualifying exam. *
Students should refer to Academic Regulations in the Graduate School Catalog. Catalogs may be found here . Students should check program regulations as individual programs may have additional requirements.
August 3, 2023
Please provide a rationale for this extension request. *

Extend Candidacy

Extend Candidacy
Please enter the month, day, and year for the extension of the deadline to complete dissertation defense requirements for Ph.D. degree conferral.
Students should refer to Academic Regulations in the Graduate School Catalog. Catalogs may be found here . Students should check program regulations as individual programs may have additional requirements.
October 13, 2023
Please provide a rationale for this extension request.

Qualifying Exam Results

Qualifying Exam Results		
IMPORTANT: After the examination, this form should be initiated by the student, including final outcome and dates. This form will be automatically routed to the program office and the Director of Graduate Studies before being routed to the Graduate School.		
Date of Qualifying Exam *	Date of Final Outcome *	Exam Result *
January 24, 2025	January 24, 2025	Passed

Defense Results

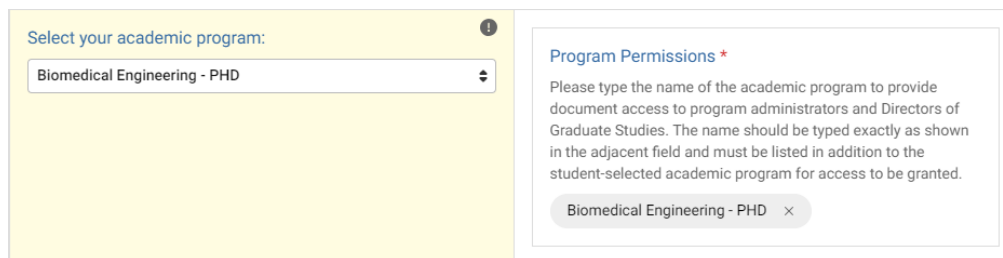
Dissertation Defense Results	
IMPORTANT: Following the <u>oral</u> defense, this form should be initiated by the student. This form will be routed to the department or program office and reviewed by the program administrator and the Director of Graduate Studies, and finally routed to the Graduate School.	
Date of the dissertation defense *	Defense Result *
January 24, 2025	Passed

Approval Workflow/Timeline

The graduate program coordinator/manager is the first step in the Doctoral Actions workflow. Once the graduate program coordinator/manager approves a request, it routes to the Director of Graduate Studies and then to the Graduate School for final review and approvals. Upon final approval, the request routes to the Office of the University Registrar for processing.

Set Program Permissions

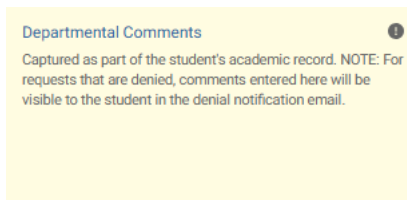
1. In the Program Permissions field, enter the department exactly as it is listed in the adjacent academic program field.



The screenshot shows a form with two main sections. On the left, a yellow box contains the text "Select your academic program:" above a dropdown menu. The dropdown menu is open, showing "Biomedical Engineering - PHD" with a downward arrow. On the right, a white box with a grey border is titled "Program Permissions *". It contains the instruction: "Please type the name of the academic program to provide document access to program administrators and Directors of Graduate Studies. The name should be typed exactly as shown in the adjacent field and must be listed in addition to the student-selected academic program for access to be granted." Below this text, there is a grey pill-shaped button with the text "Biomedical Engineering - PHD" and a small 'x' icon to its right.

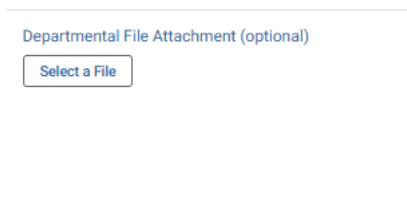
Approving the Doctoral Actions Workflow Request

1. Leave a comment in the Departmental Comments box, if desired. Comments will be visible to administrators (DGS, Graduate School, Office of the University Registrar), but not to the student.



The screenshot shows a yellow box titled "Departmental Comments" with a small information icon in the top right corner. The text inside the box reads: "Captured as part of the student's academic record. NOTE: For requests that are denied, comments entered here will be visible to the student in the denial notification email."

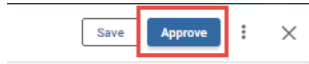
2. Attach a file, if needed.



The screenshot shows a white box with a grey border titled "Departmental File Attachment (optional)". Below the title is a button labeled "Select a File".

User Guide – Approving a Doctoral Actions Workflow Request

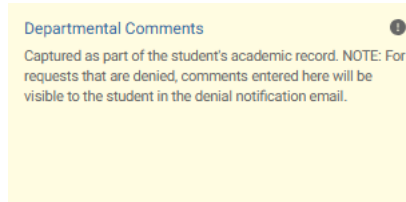
3. Click Approve.



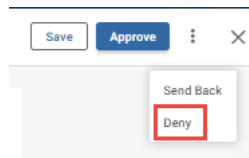
4. The request will now be routed to the Director of Graduate Studies.

Denying the Doctoral Actions Workflow Request

1. Leave a comment in the Departmental Comments box, if desired. **NOTE:** Any comments in this box, whether left by the Graduate School or the graduate program coordinator/manager, **will be included** in the denial notification email sent to the student.



2. Click Deny.

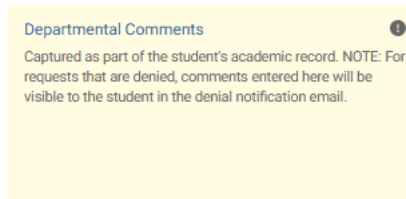


3. The student will be notified via email that the request has been denied.

Sending the Doctoral Actions Workflow Request Back to the Student

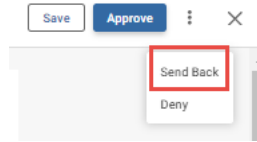
If, during the course of your review, you notice something that requires the student to change the request, you can send the request back.

1. Leave a comment in the Departmental Comments box, if desired. Comments will be visible to administrators (DGS, Graduate School, Office of the University Registrar), but not to the student.

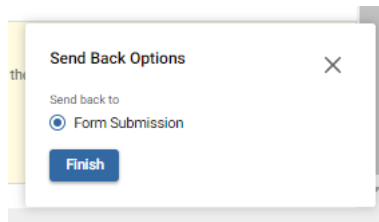


User Guide – Approving a Doctoral Actions Workflow Request

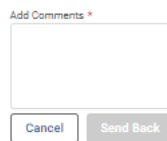
2. Click Send Back.



3. Select Form Submission to return the request to the student.



4. Add comments. These will be included in the notification to the student.



5. Click Send Back. The student will be notified via email that the request has been sent back for additional action.

Accessing Your Work Queue

In addition to clicking on the “Begin Review” button embedded in the notification emails, you can access your work queue at the following web address: <https://vanderbilt.kualibuild.com/>. Click Action List.

Accessing the Documents List

To see a list of doctoral action requests in your department, access the home screen at <https://vanderbilt.kualibuild.com/>. Click the Doctoral Actions tile and you will see a highly configurable listing of all submitted requests. By turning on and off “Columns” and using different filters, you can customize your experience with data elements you may find helpful. (A helpful starting point is here: <https://vanderbilt.kualibuild.com/document-list/64108a7cf4e2d81965298e12.>)

1. To turn columns on and off, click Columns in the top row. A list of available fields will appear. Click on the eyeball icon to add or delete a column from your view.

User Guide – Approving a Doctoral Actions Workflow Request

2. To export data, click Export in the top row. You can select to export either what you see on your screen (Current View), or all available data (All Data).

Please contact the YES Help Line at yes@vanderbilt.edu or 615-343-4306 if you have questions or need additional assistance.