

# PPE Training: Surgical Mask with Reusable Face Shield

Scan the QR code to  
watch a video →

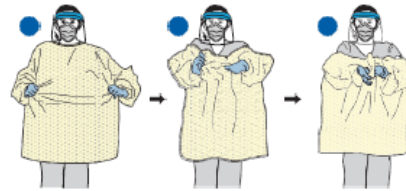


## HOW TO SAFELY REMOVE or DOFF PERSONAL PROTECTIVE EQUIPMENT (PPE)

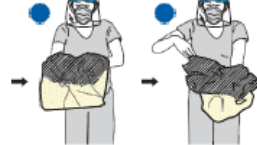
*Isolation Precautions with Surgical  
Mask and Face Shield or Goggles*

### 1. GOWN AND GLOVES

- Gown front and sleeves and the outside of gloves are contaminated!
- Untie the gown ties, then grasp the front of the gown and pull away from your body, touching only the outside of gown with gloved hands
- While removing the gown, roll the gown inside-out into a bundle
- Peel off your gloves at the same time, only touching the inside of the gloves and gown with your bare hands. Discard the gown and gloves into a waste container.



### Perform HAND HYGIENE



### 2. EXIT ROOM & CLOSE DOOR

### 3. GOGGLES or FACE SHIELD

- Outside of goggles or face shield is contaminated!
- Remove goggles or face shield from the back by lifting band and without touching the front
- Wipe with a disinfectant wipe and allow to dry.
- Store in a plastic bag and label with name



### Perform HAND HYGIENE

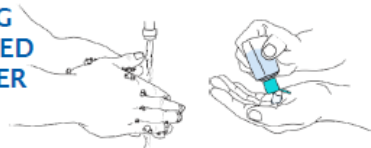


### 4. SURGICAL MASK

- Front of the mask is contaminated — DO NOT TOUCH!
- Untie the bottom strap first, then the top strap
- Pull away from face completely & discard in a waste container



### 5. Perform HAND HYGIENE by WASHING HANDS OR USING AN ALCOHOL-BASED HAND SANITIZER IMMEDIATELY AFTER REMOVING ALL PPE



## SEQUENCE FOR PUTTING ON or DONNING PERSONAL PROTECTIVE EQUIPMENT (PPE)

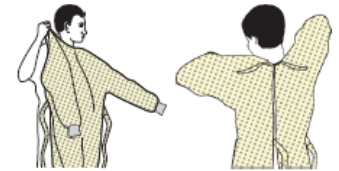
*Isolation Precautions with Surgical  
Mask and Face Shield or Goggles*

### 1. Perform HAND HYGIENE



### 2. GOWN

- Fully cover torso from neck to knees, arms to end of wrists, and wrap around the back
- Fasten in back of neck and waist



### 3. SURGICAL MASK

- Secure bands at middle of head and neck OR around the ears
- Fit snug to face and below chin
- Fit to nose bridge



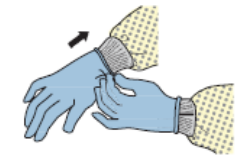
### 4. GOGGLES or FACESHIELD

- Place over face and eyes and adjust to fit



### 5. GLOVES

- Extend to cover wrist of isolation gown



## USE SAFE WORK PRACTICES TO PROTECT YOURSELF AND LIMIT THE SPREAD OF CONTAMINATION

- Keep hands away from face
- Limit surfaces touched
- Change gloves when torn or contaminated
- Perform hand hygiene