



By the 1980s, many of Nashville's gay bars and clubs had weekly drag shows, like Warehouse 28.




BIANCA PAIGE

Bianca Paige was one of Nashville's most prominent drag queens, not only for her talent but also for her dedication to raising awareness and money for local AIDS organizations from the 1980s until her death in 2010.

She is one of the only drag queens in the U.S. with a street named in her honor.



From 1974 to 1977, *The Tennessean* did several features on drag queens from the Cabaret Room, including Shawn Luis's gender affirmation surgery experience at Vanderbilt Hospital.



The Great Pretenders! - GUYS AND DOLLS -

Peek's shows moved to Embers' Cabaret Room in Printers Alley in the mid-1970s, which gave drag a major platform in the city's nightlife.



Drag Kings

There were some drag kings in Nashville in the early 1970s (see left), but like other cities in the U.S. drag king culture didn't really kick-off until the 1990s.

Mac Huffington's drag king pageant Mr. Esquire, founded in 1997, has been influential for Nashville's drag king culture, particularly among the Black community.



Stephen Matthews, the 1st Mr. Esquire



Jerry Peek, left, with Charlie Brown at The Saloon, 1970s



Shawn Luis, Nashville drag queen and Miss Gay America 1975



In 1972, Peek founded the **Miss Gay America** pageant and held its first competition at The Saloon in Nashville. The pageant continues today, traveling all over the country.

This zine was brought to you by

NASHVILLE QUEER HISTORY

www.nashvillequeerhistory.org

@NashvilleQueerHistory



First published August 2023



3 SHOWS NITELY
The Finest in Song - Comedy - Dance
Thurs.-Fri.-Sat.-Sun.

139 - 2nd Avenue North
Nashville's Newest Show Bar
256-8203

presenting
America's Foremost Female Impersonators, in

"OFF THE RECORD"

THE SALOON

Nashville's modern day drag culture began in 1971 at Jerry Peek's **Watch Your Hat & Coat Saloon** on 2nd Ave. South.

Nashville Queer History's Mini-Zines, No. 2

MUSIC CITY DRAG

1970s to the 1990s

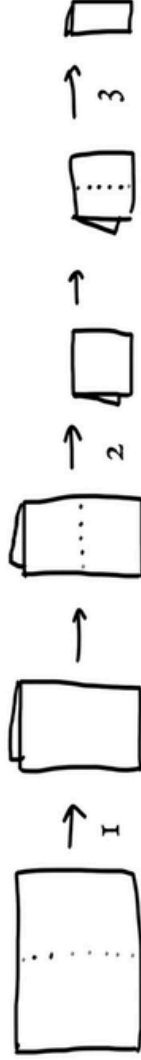


DIY Animation Club

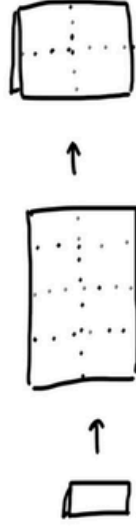
Make a One-Page Zine




TAKE ONE SHEET OF PAPER AND FOLD IT IN HALF THREE TIMES...



UNFOLD IT ALL THE WAY, THEN RE-FOLD IT IN HALF LENGTH-WISE.



STARTING FROM THE FOLDED EDGE, CUT HALFWAY THROUGH THE PAPER.



UNFOLD THE PAGE TO REVEAL A CUT IN THE CENTER, THE WIDTH OF TWO FOLDED SEGMENTS.

FOLD THE PAGE IN HALF ALONG THE CUT. THEN, FOLD ALL THE PAGES OVER PRESS THE ENDS OF THE FOLDED PAGE INWARD IN THE SAME DIRECTION, TOWARD THE CENTER SO THE CUT SPLITS & OPENS. TO CREATE THE SPINE.

