


Tennessee's grand-slam home run '94 18th annual World Series best attended tourney ever



Nashville hosted the Gay Softball World Series in 1994 for more than 100 teams.

Gays just simply want to play ball



Nashville gay bowling league scores Nov. 1994

Bowling


NOVEMBER 13 RESULTS:

- PUDDYTATS: 3, PARK RANGERS: 1
- PLANETEERS: 4, FISH 'N' TARTAR: 0
- DADDYS & BOYS: 3, WILD STALLIONS: 1
- BALLBUSTERS: 4, GIVE ME AN S: 0
- SPLASH 'N' SPARE: 4, TEAM 12: 0
- BOYS' TOYS: 4, ODD LOT: 0
- CENSORED: 3, GAS LITE FLAMES: 1
- THE MEN: 4, BLIND AMBITION: 0
- FAST LANE: 4, MISFITS: 0



"We met each other at the bowling alley. We became friends and it was pretty obvious that all four of us were gay."

-Dorothy S., oral history interview



Below is a photo of the Warehouse Warriors from the gay bar Warehouse 28 which was located at 2529 Franklin Rd.



Gay bars had their own sports teams and played against each other.

bar teams

GRIZZLIES



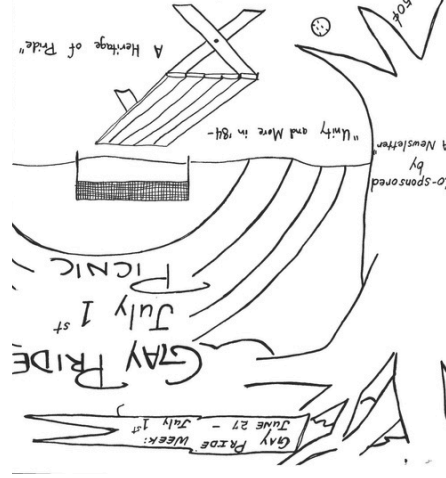
The Nashville Grizzlies Rugby Football Club were founded in 2006 as an inclusive team for all genders, sexualities and athletic abilities.



RUGBY

Sports were often part of Nashville's early Gay Pride picnics in the 1970s and 1980s.

Hot Dogs sold
Soft drinks
Bring: Softball glove and volleyball spirit.
Speakers: Abby Rosefeld, Attorney at Law
When: 1-5pm July 1st
Where: Edwin Warner Park - Follow the signs to area 9



PLAY at PRIDE

Co-sponsored by
"A Newsletter"
"Unity and More in 84"
A Heritage of Pride

Gay Pride Week: July 1st - July 1st
GAY PRIDE
July 1st
PICNIC

This zine was brought to you by

Nashville Queer History




www.nashvillequeerhistory.org

@NashvilleQueerHistory



First published June 2023



-Gail D., oral history interview

"I'm sure several relationships came from meeting people in the stands."

"You would cruise the benches and players."


For Nashville's lesbian and queer women community, sports were vital for cruising and connection.

cruising bleachers



Nashville Queer History's Mini-Zines, No. 1

SPORTS!

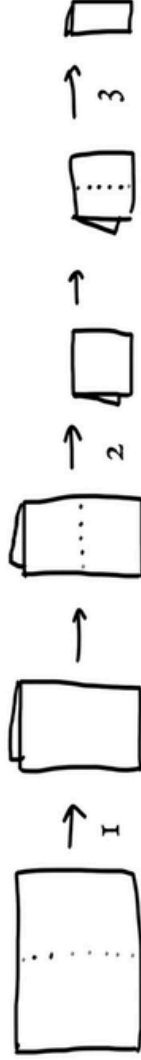


DIY Animation Club

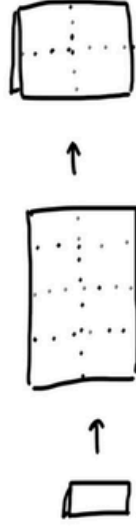
Make a One-Page Zine




TAKE ONE SHEET OF PAPER AND
FOLD IT IN HALF THREE TIMES...



UNFOLD IT ALL THE WAY,
THEN RE-FOLD IT IN HALF
LENGTH-WISE.



STARTING FROM THE FOLDED EDGE,
CUT HALFWAY THROUGH THE PAPER.



FOLD THE PAGE IN HALF ALONG THE CUT. THEN,
PRESS THE ENDS OF THE FOLDED PAGE INWARD
TOWARD THE CENTER SO THE CUT SPLITS & OPENS. TO CREATE THE SPINE.

