



Latin American Public Opinion Project

LAPPOP


Proyecto de Opinión Pública de América Latina

[www.lapopsurveys.org](http://www.lapopsurveys.org)

Find us at: [www.lapopsurveys.org](http://www.lapopsurveys.org)

Like us on:  Latin American Public Opinion Project

Follow us at:  @Lapop\_Barometro



# Preliminary Analysis of LAPOP's National Survey in Jamaica, 2014

September 5, 2014

## Authors:

Nicole Hinton and Balford Lewis

## Presenters:

Balford Lewis and Kenisha Nelson

## LAPOP Leadership:


Elizabeth J. Zechmeister, Director of LAPOP &  
Associate Professor of Political Science, Vanderbilt University

Mitchell A. Seligson, Founder and Senior Advisor of LAPOP &  
Centennial Professor of Political Science, Vanderbilt University

# Structure of the Presentation

- I. General information about LAPOP and the national survey in Jamaica
- II. A First Look at the Results for 2014
  - 1) Analysis of LAPOP's standard indicators and cross-time comparisons of important indicators with principal results from 2014
  - 2) Preliminary analysis of special topics for 2014
    - Data used: Jamaica 2014 and Merged 2004-2014 version draft0612

# LAPOP's Database



2004-2014: 228,864 interviews (approx.)



**2014:**  
**27 countries**  
**50,000 interviews**  
(approx. a min.  
1,500/country, with a  
margin of error of +/- 2.5%)

- The only household surveys that include North, Central and South America, and key countries in the Caribbean
- The samples are of a minimum of 1,500 interviews per country
- Truly representative at the national level, and include rural and urban areas
- Face-to-face interviews, conducted in at least 8 languages
- Multiple pre-tests during an entire year

LAPOP Donors



**USAID**  
FROM THE AMERICAN PEOPLE



VANDERBILT  UNIVERSITY



TINKER FOUNDATION INC.



### Canada and the United States

<b>Canada</b>	
<b>United States</b>	



**The Consortium for LAPOP: Covering the Americas**  
 Consortium of prestigious universities and research centers in the Americas

The Caribbean	
<b>Bahamas</b>	
<b>Belize</b>	
<b>Dominican Republic</b>	
<b>Guyana</b>	
<b>Haiti</b>	
<b>Jamaica</b>	
<b>Suriname</b>	
<b>Trinidad and Tobago</b>	

### Andes / Southern Cone

<b>Argentina</b>	
<b>Bolivia</b>	
<b>Brazil</b>	
<b>Chile</b>	
<b>Colombia</b>	
<b>Ecuador</b>	
<b>Paraguay</b>	
<b>Peru</b>	<i>IEP Instituto de Estudios Peruanos</i>
<b>Uruguay</b>	
<b>Venezuela</b>	

### Mexico and Central America

<b>Costa Rica</b>	
<b>El Salvador</b>	
<b>Guatemala</b>	
<b>Honduras</b>	
<b>Mexico</b>	
<b>Nicaragua</b>	
<b>Panama</b>	

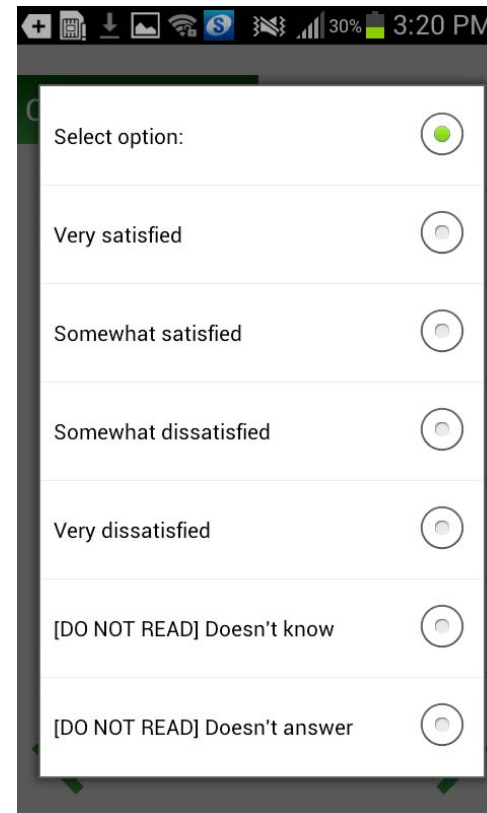
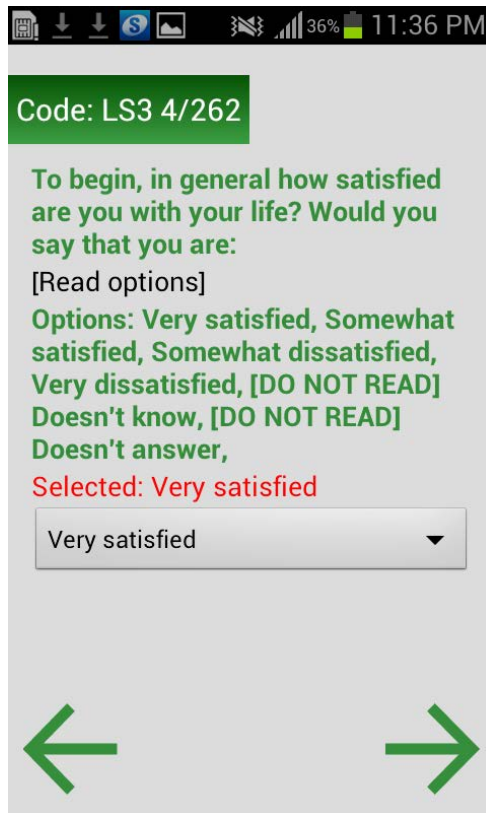
# National Survey in Jamaica, 2014

- Number of interviews: 1,506 (margin of error:  $\pm 2.5$ )
- Type of questionnaire: electronic (Adgys)
- Pre-test: November 2013
- Second pre-test and training of interviewers: February 8 - 14, 2014
- Start of fieldwork: February 25, 2014
- End of fieldwork: March 20, 2014




# Adgys Electronic Questionnaire

Viewing the Jamaica questionnaire in Adgys:



Each question and response option of the questionnaire appears in English. After reading a question, the interviewer selects the answer of the respondent in a pop-up window.



**National Survey in Jamaica 2014:  
*Preliminary Analysis of LAPOP's  
Standard Indicators***

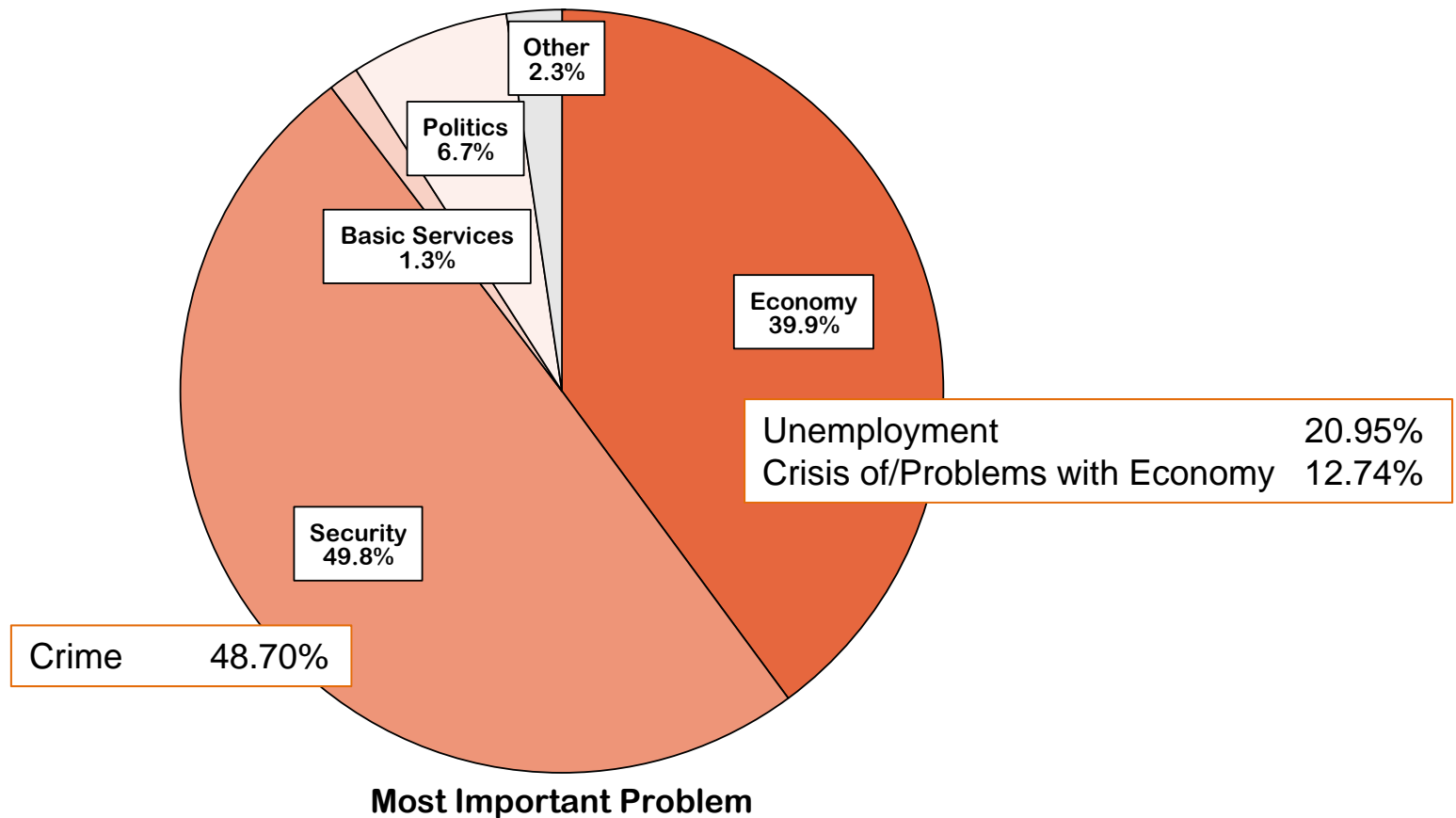
# LAPOP's Standard Indicators

- The most important problem in the country
- Crime victimization and perceptions of insecurity
- Economic perceptions
- Corruption victimization and perceptions of corruption
- Support for the political system
- Support for democracy
- Political tolerance

**The Most Important Problem  
Facing the Country**

# Security (crime in particular) is perceived as the most important problem in 2014, with economic issues ranking as a close runner-up

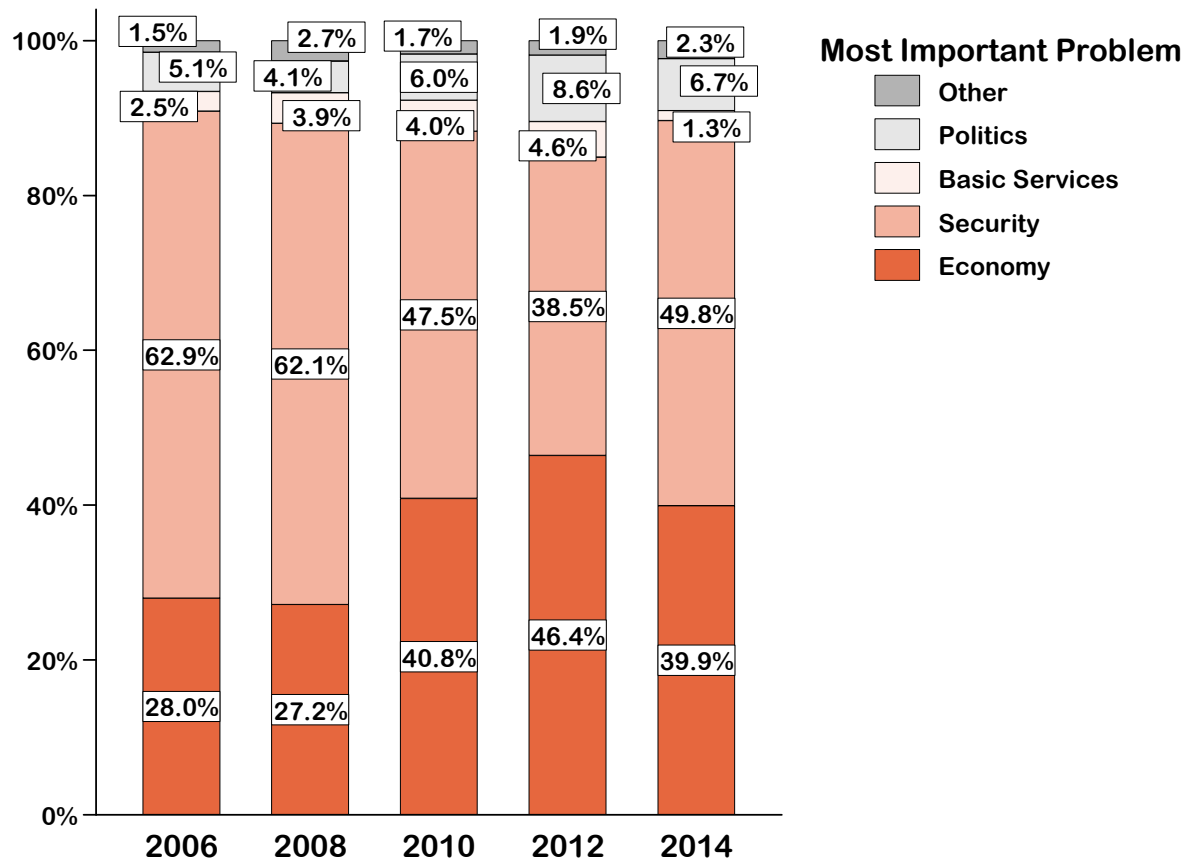
A4. In your opinion, what is the most serious problem faced by the country?



Source: © AmericasBarometer, LAPOP; Jamaica LAPOP merge 2006-2014 (draft0612)

# Concerns about different types of problems have remained fairly stable in Jamaica in recent years

A4. In your opinion, what is the most serious problem faced by the country?



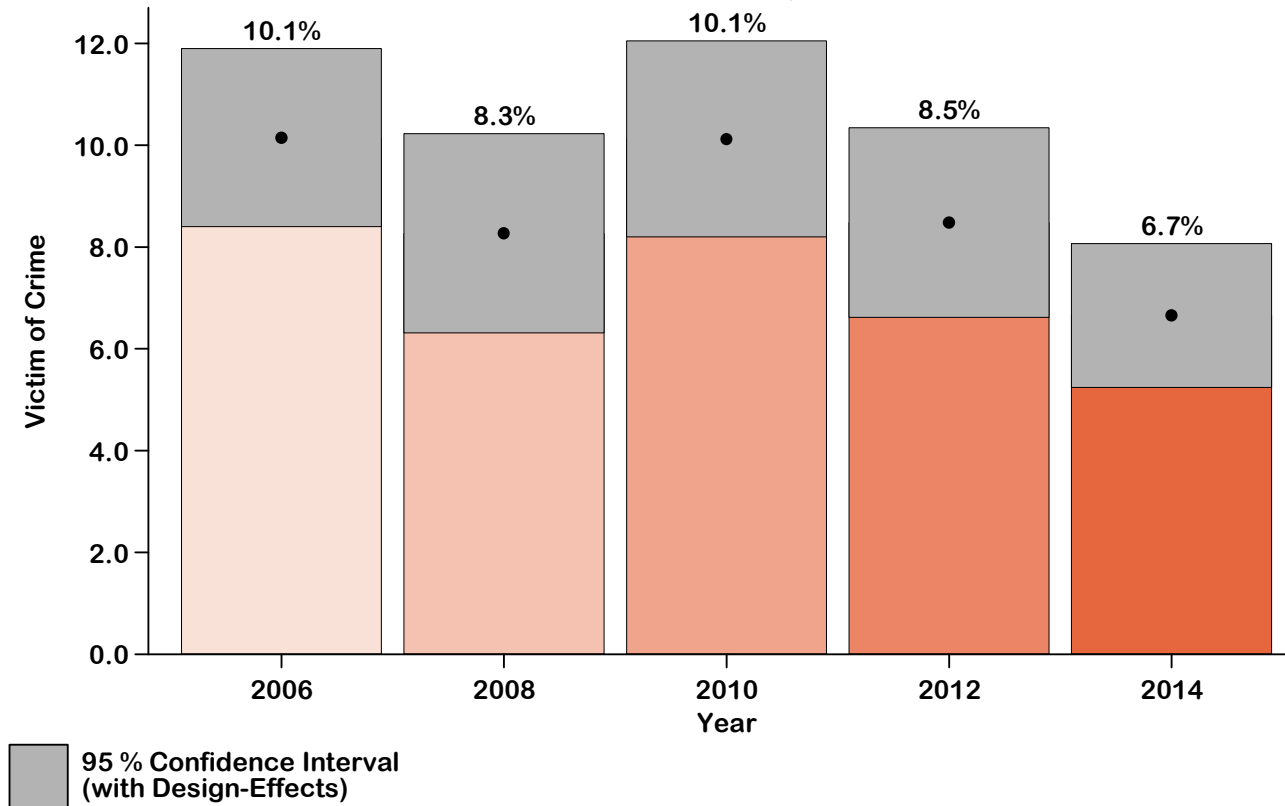
Source: © AmericasBarometer, LAPOP; Jamaica LAPOP merge 2006-2014 (draft0612)

# **Crime Victimization and Perceptions of Insecurity**

# Reports of crime victimization have decreased in recent years

**VIC1EXT.** Now, changing the subject, have you been a victim of any type of crime in the past 12 months? That is, have you been a victim of robbery, burglary, assault, fraud, blackmail, extortion, violent threats or any other type of crime in the past 12 months?  
(1) Yes (2) No

Percentage that report being a victim of crime in the last 12 months, Jamaica 2014



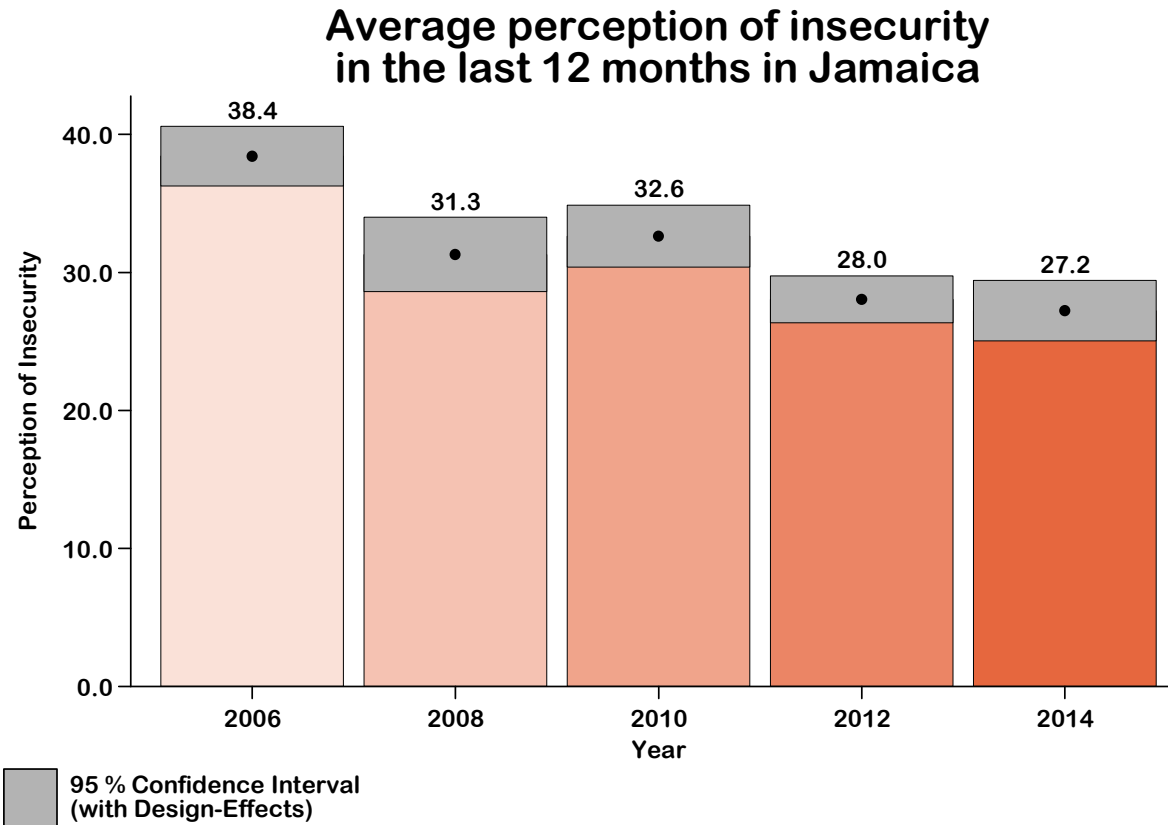
Source: © AmericasBarometer, LAPOP; Jamaica LAPOP merge 2006-2014 (draft0612)

# Perceptions of insecurity have decreased since 2006

**AOJ11.** Speaking of the neighbourhood where you live and thinking of the possibility of being assaulted or robbed, do you feel very safe, somewhat safe, somewhat unsafe or very unsafe?

(1) Very safe (2) Somewhat safe (3) Somewhat unsafe (4) Very unsafe

The variable AOJ11 is recoded from 0-100, where 0 = Very safe and 100 = Very unsafe



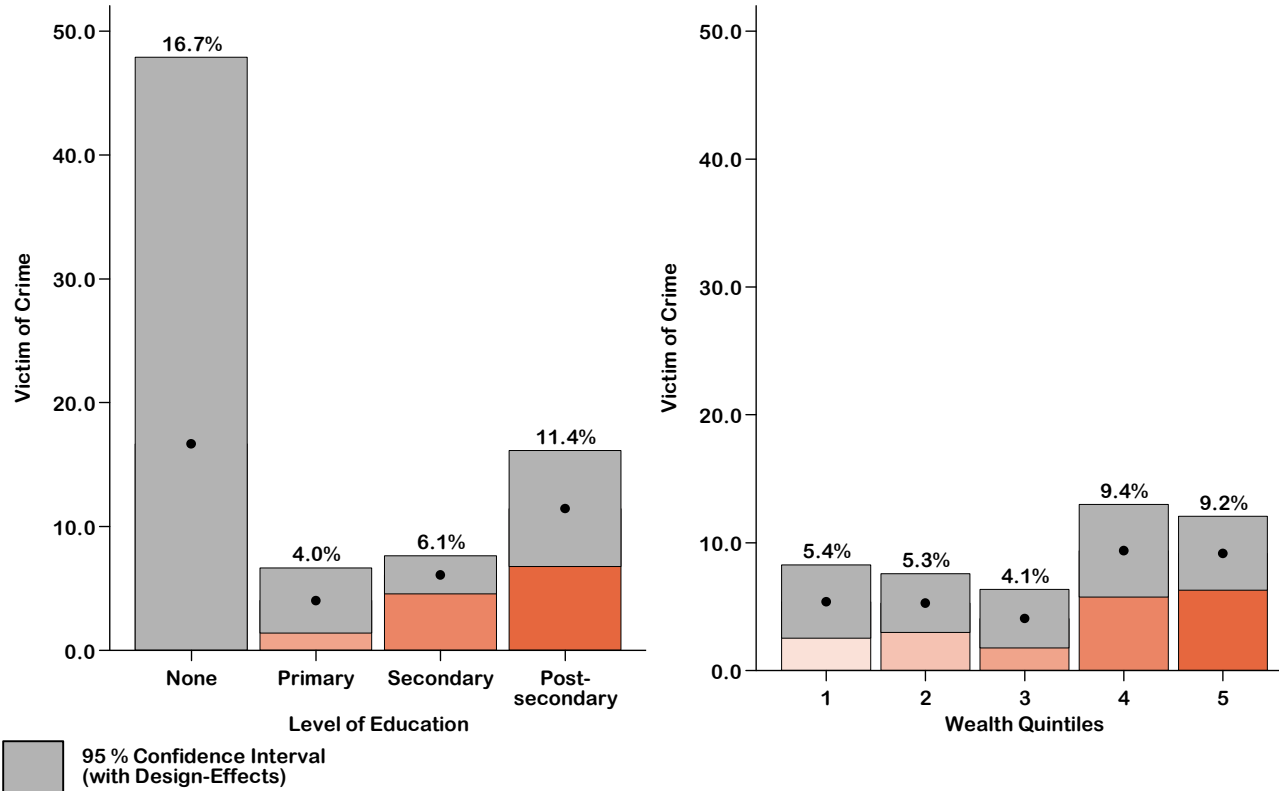
Source: © AmericasBarometer, LAPOP; Jamaica LAPOP merge 2006-2014 (draft0612)

# Those with higher levels of wealth report greater rates of crime victimization

**VIC1EXT.** Now, changing the subject, have you been a victim of any type of crime in the past 12 months? That is, have you been a victim of robbery, burglary, assault, fraud, blackmail, extortion, violent threats or any other type of crime in the past 12 months?  
 (1) Yes (2) No

**National  
Average:  
6.7%**

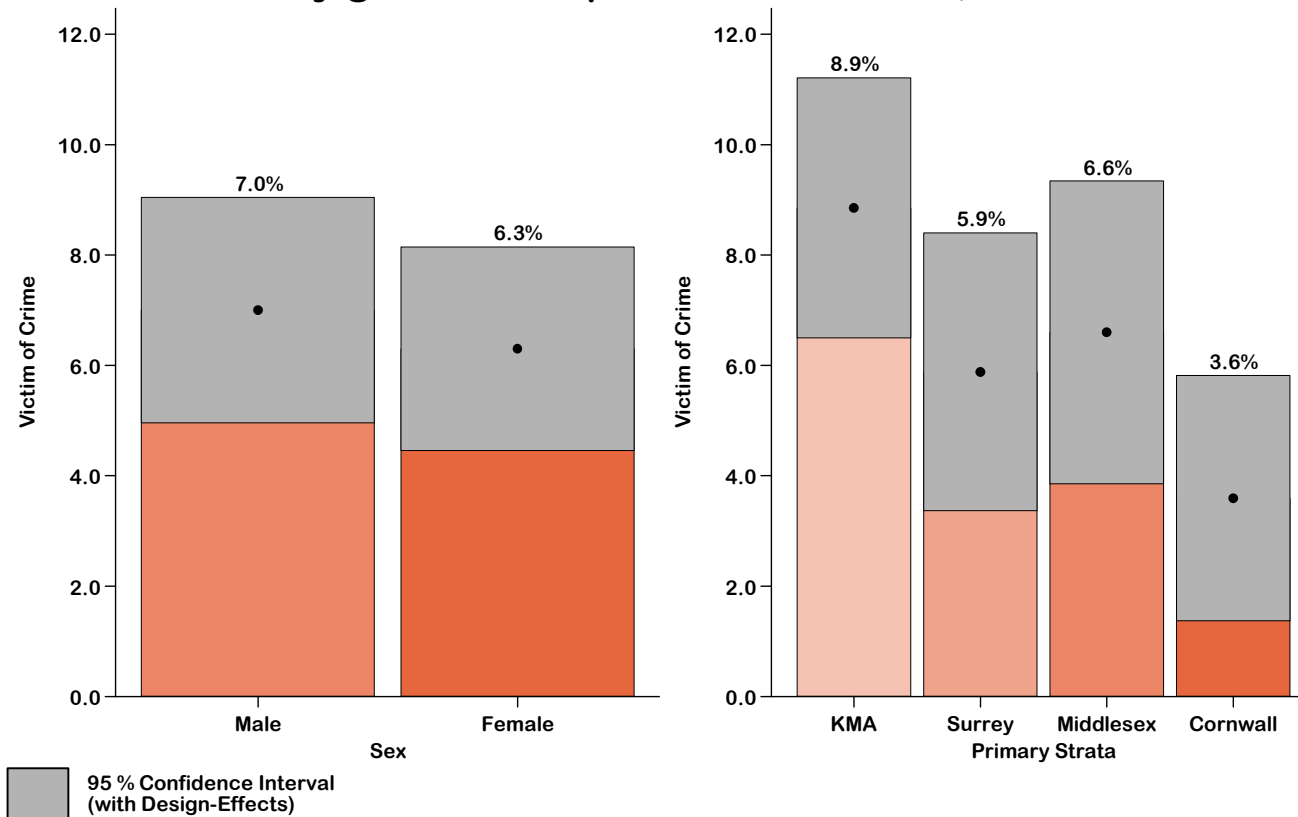
**Percentage that report being a victim of crime in the last 12 months by education level and wealth, Jamaica 2014**



Source: © AmericasBarometer, LAPOP; Jamaica LAPOP merge 2006-2014 (draft0612)

# Capital city residents report higher rates of crime victimization

Percentage that report being a victim of crime in the last 12 months by gender and place of residence, Jamaica 2014

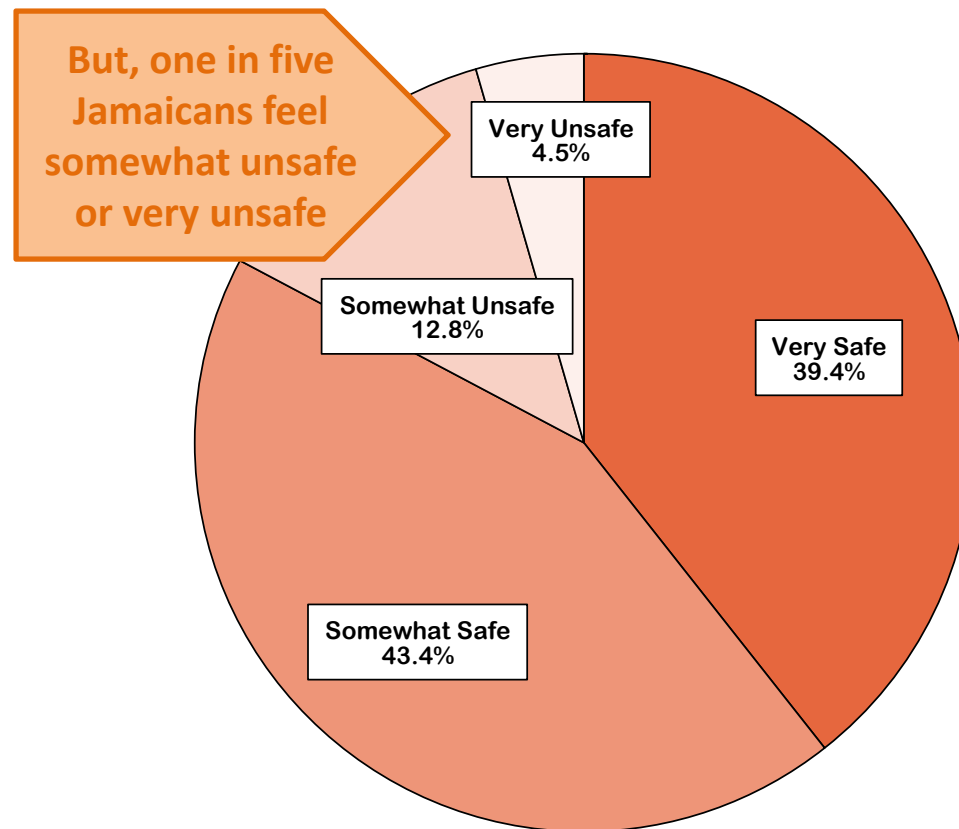


Source: © AmericasBarometer, LAPOP; Jamaica LAPOP merge 2006-2014 (draft0612)

# Most Jamaicans feel at least somewhat safe in their neighbourhood

**AOJ11.** Speaking of the neighbourhood where you live and thinking of the possibility of being assaulted or robbed, do you feel very safe, somewhat safe, somewhat unsafe or very unsafe?

(1) Very safe (2) Somewhat safe (3) Somewhat unsafe (4) Very unsafe



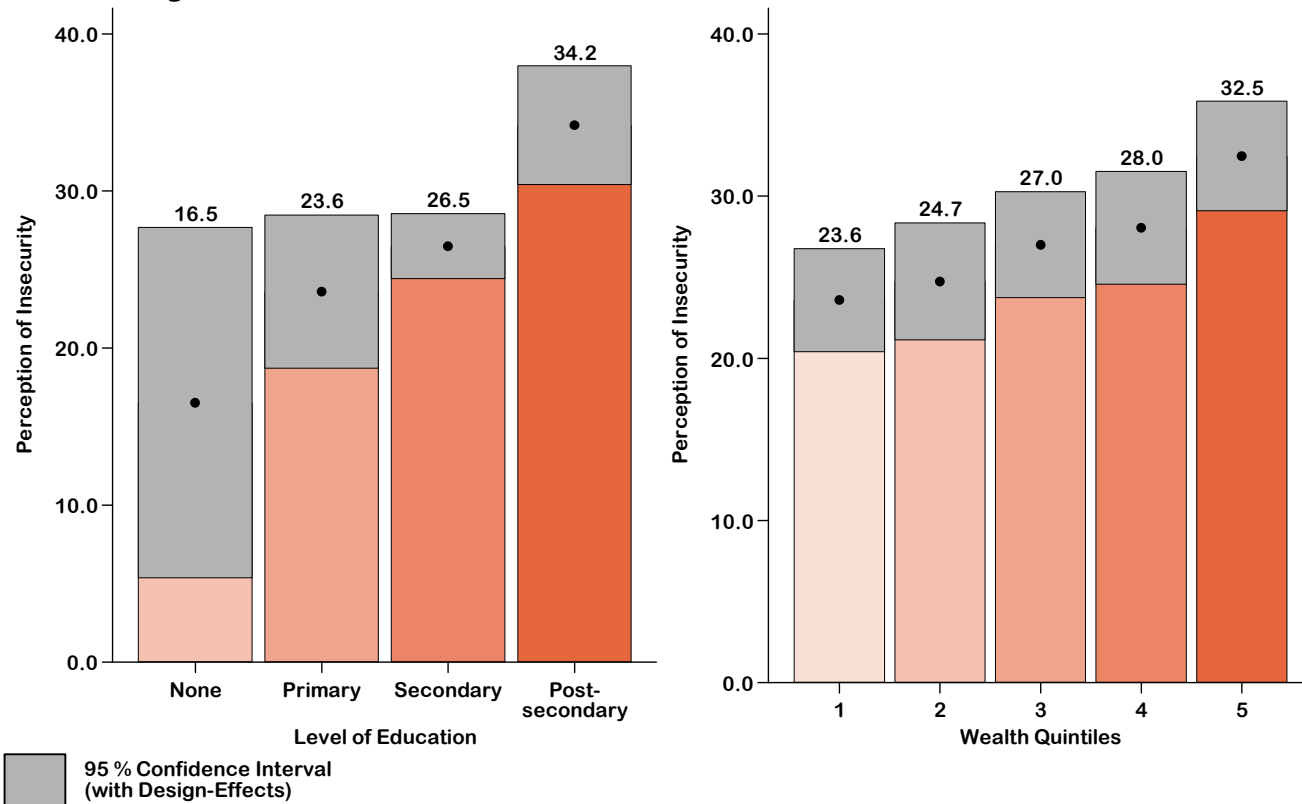
**Perception of Neighbourhood Security**

Source: © AmericasBarometer, LAPOP; Jamaica LAPOP merge 2006-2014 (draft0612)

# Those with the highest levels of education and wealth have higher perceptions of insecurity

**National  
Average:  
27.2**

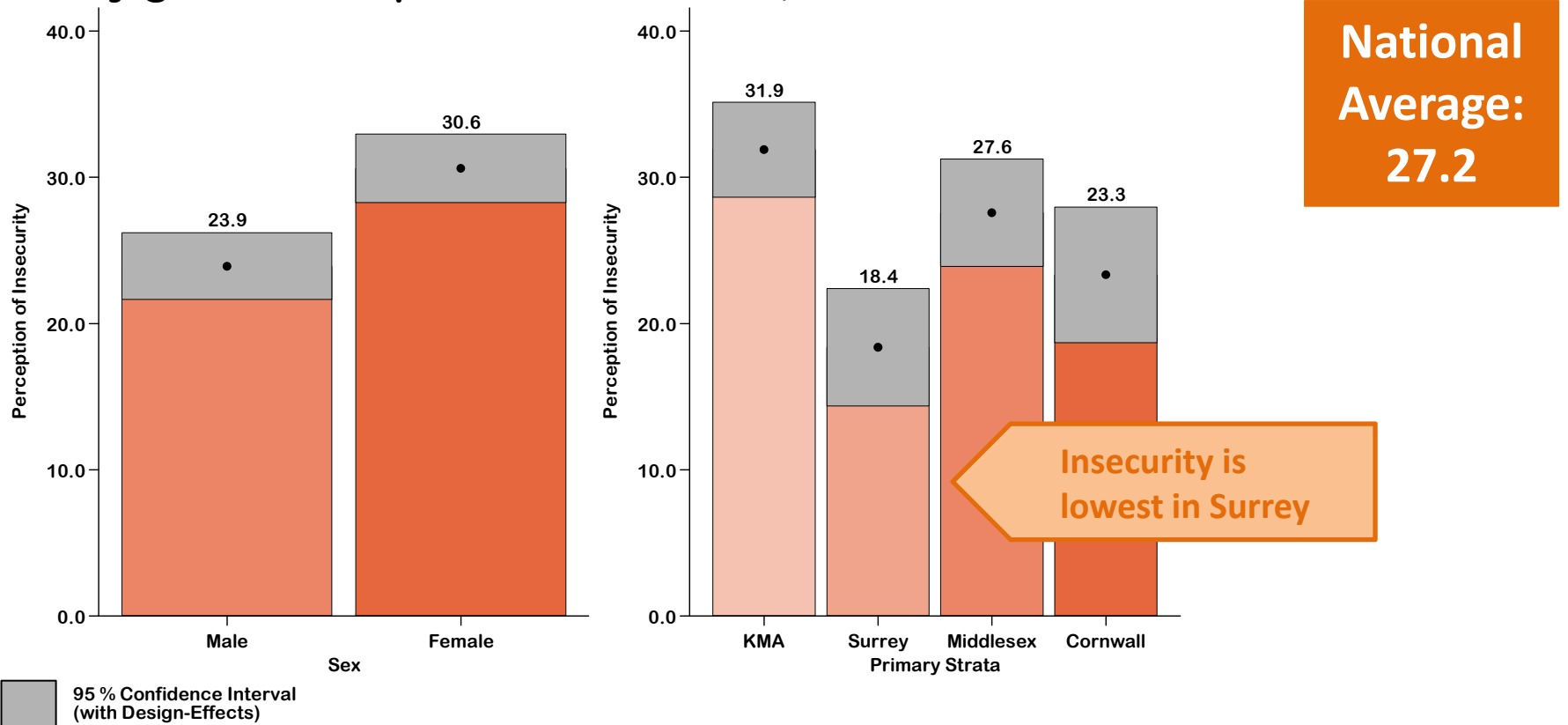
### Average perception of insecurity in the last 12 months by education level and wealth, Jamaica 2014



Source: © AmericasBarometer, LAPOP; Jamaica LAPOP merge 2006-2014 (draft0612)

# Women and capital city residents report higher perceptions of insecurity

Average perception of insecurity in the last 12 months by gender and place of residence, Jamaica 2014

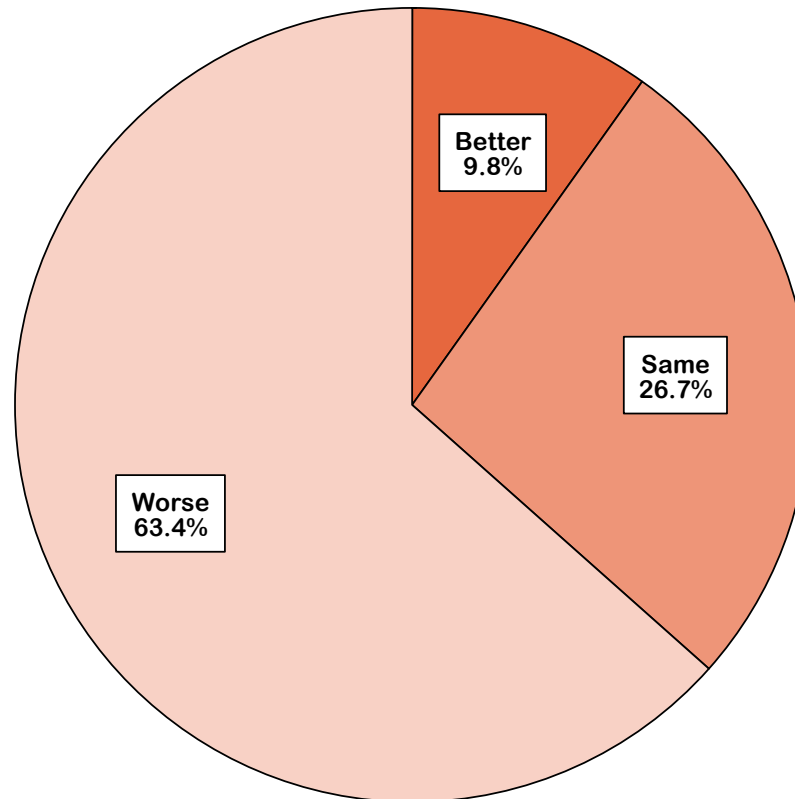


Source: © AmericasBarometer, LAPOP; Jamaica LAPOP merge 2006-2014 (draft0612)

# **Economic Perceptions**

# The average retrospective evaluation of the national economic situation is negative in Jamaica in 2014

**SOCT2.** Do you think that the country's current economic situation is better than, the same as or worse than it was 12 months ago? (1) Better (2) Same (3) Worse

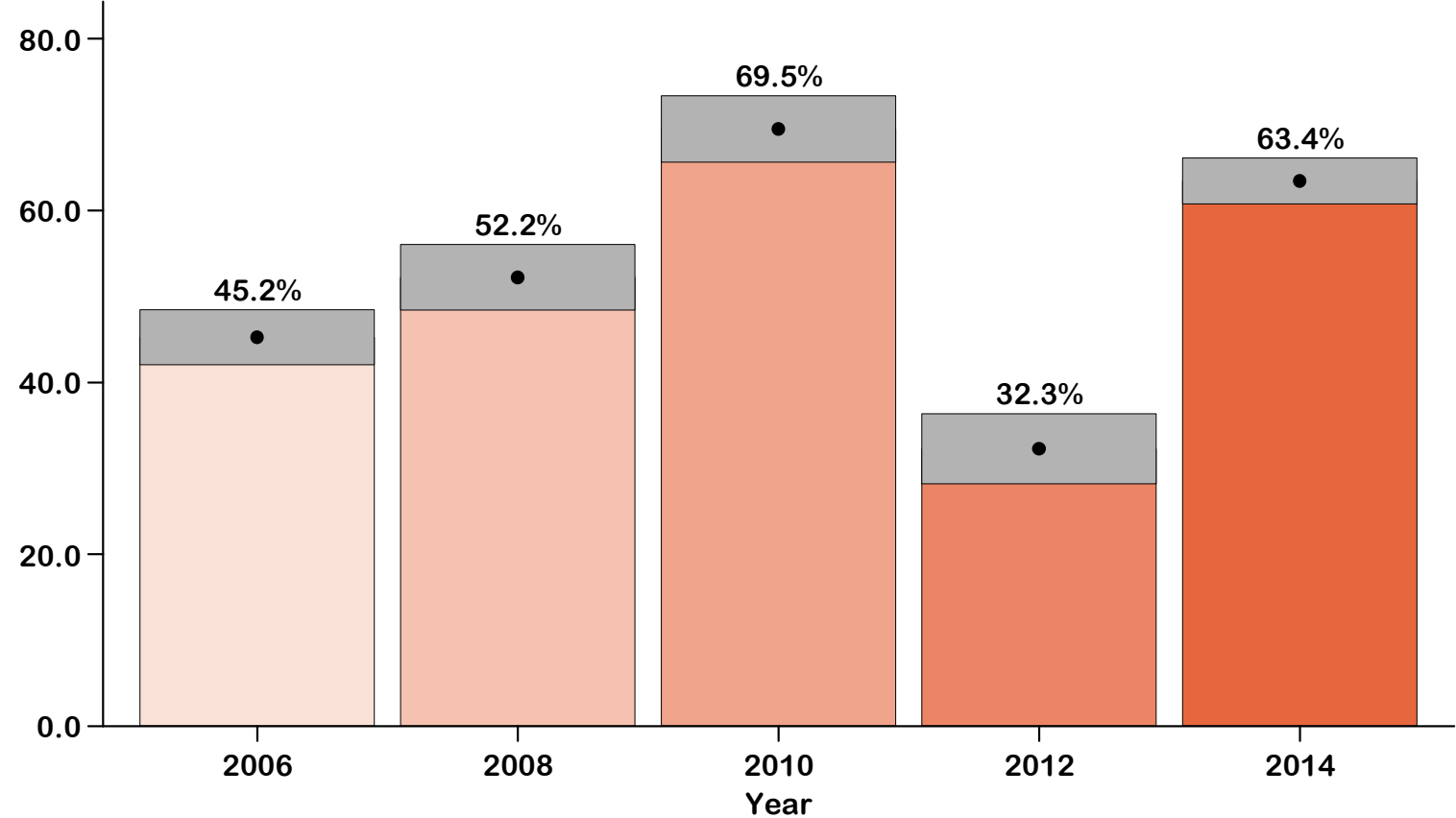


**Perception of National Economic Situation**

Source: © AmericasBarometer, LAPOP; Jamaica LAPOP merge 2006-2014 (draft0612)

# Perceptions of the national economic situation worsened by almost double from 2012 to 2014

Percentage who think the economy is worse than it was 12 months ago

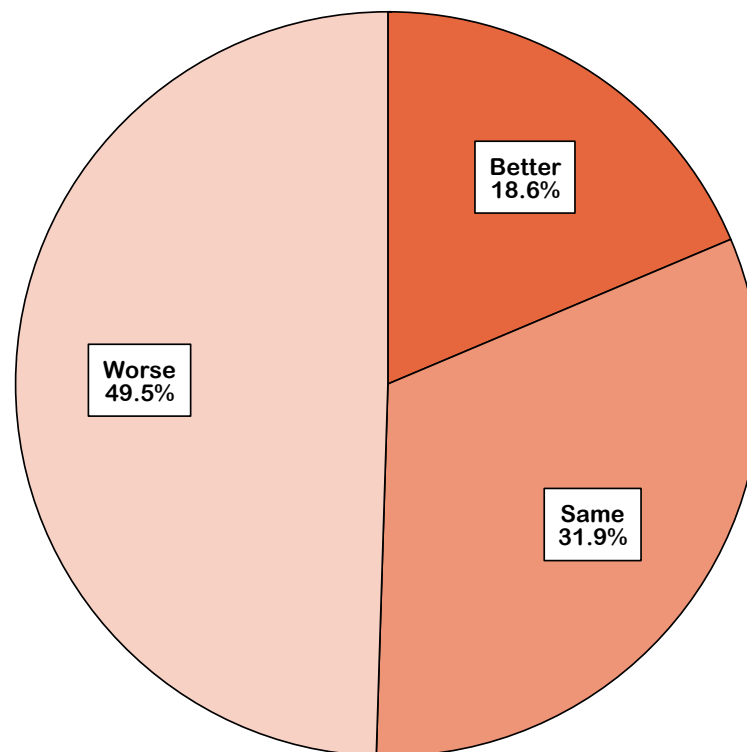


95 % Confidence Interval (with Design-Effects)

Source: © AmericasBarometer, LAPOP; Jamaica LAPOP merge 2006-2014 (draft0612)

# Nearly half of Jamaicans report that their personal economic situation is worse in 2014

**IDIO2.** Do you think that your economic situation is better than, the same as, or worse than it was 12 months ago?  
(1) Better (2) Same (3) Worse

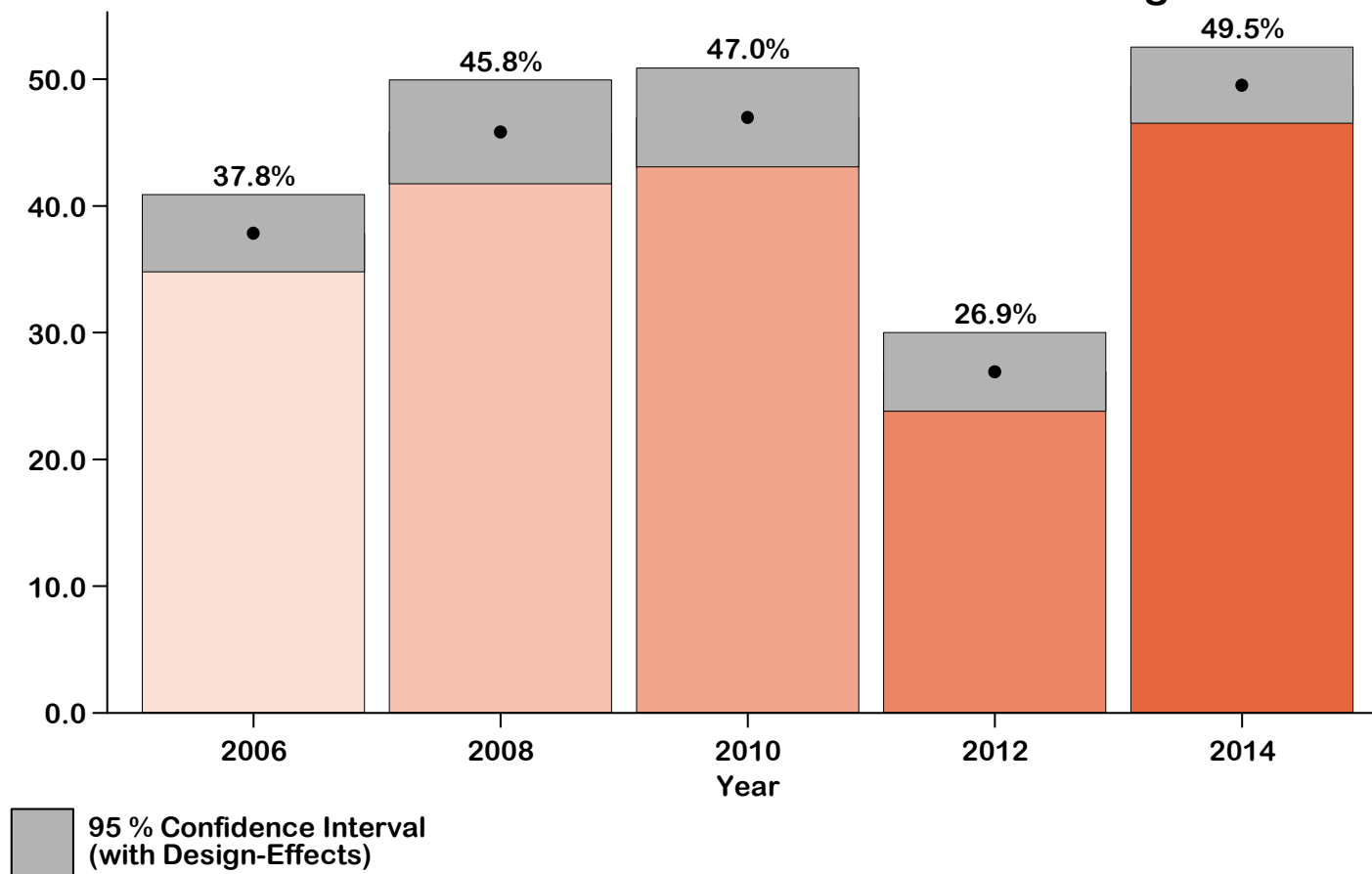


**Perception of Personal Economic Situation**

Source: © AmericasBarometer, LAPOP; Jamaica LAPOP merge 2006-2014 (draft0612)

# Perceptions of personal economic situation worsened, again nearly double, from 2012 to 2014

Percentage who think their personal economic situation is worse than it was 12 months ago



Source: © AmericasBarometer, LAPOP; Jamaica LAPOP merge 2006-2014 (draft0612)

# **Corruption Victimization and Perceptions of Corruption**

# Corruption victimization in 2014

**EXC2.** Has a police officer asked you for a bribe in the last twelve months?

**EXC6.** In the last twelve months, did any government employee ask you for a bribe?

**EXC11.** In the last twelve months, to process any kind of document in your local government, like a permit for example, did you have to pay any money above that required by law?

**EXC13.** In your work, have you been asked to pay a bribe in the last twelve months?

**EXC14.** Did you have to pay a bribe to the courts in the last twelve months?

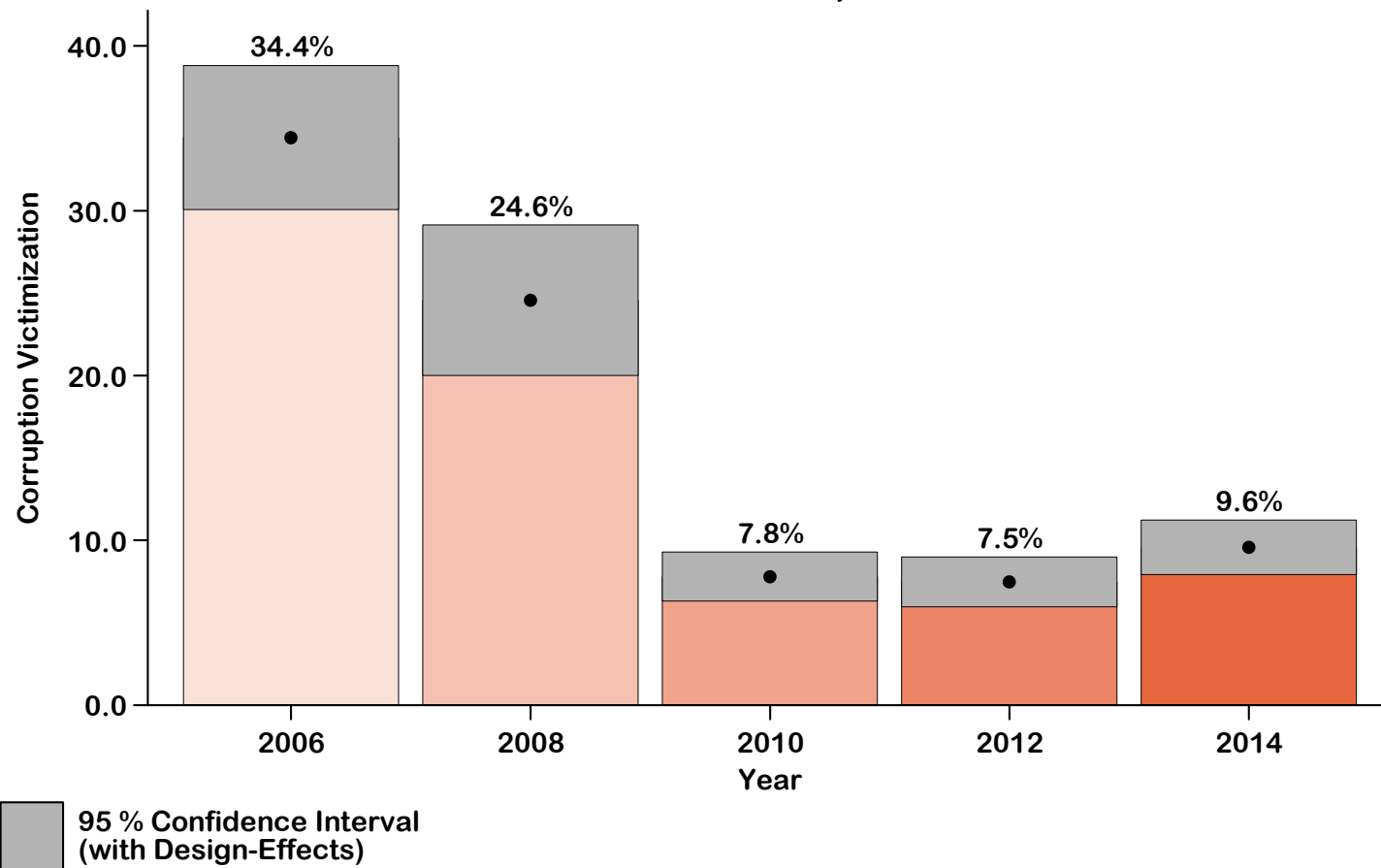
**EXC15.** In order to be seen in a hospital or a clinic in the last twelve months, did you have to pay a bribe?

**EXC16.** Have you had to pay a bribe at school in the last twelve months?

\*This series of corruption victimization is converted to an index and then the percentage of respondents who were victims is calculated.

# In 2010 to 2014, reports of corruption victimization are much lower than in 2006 and 2008

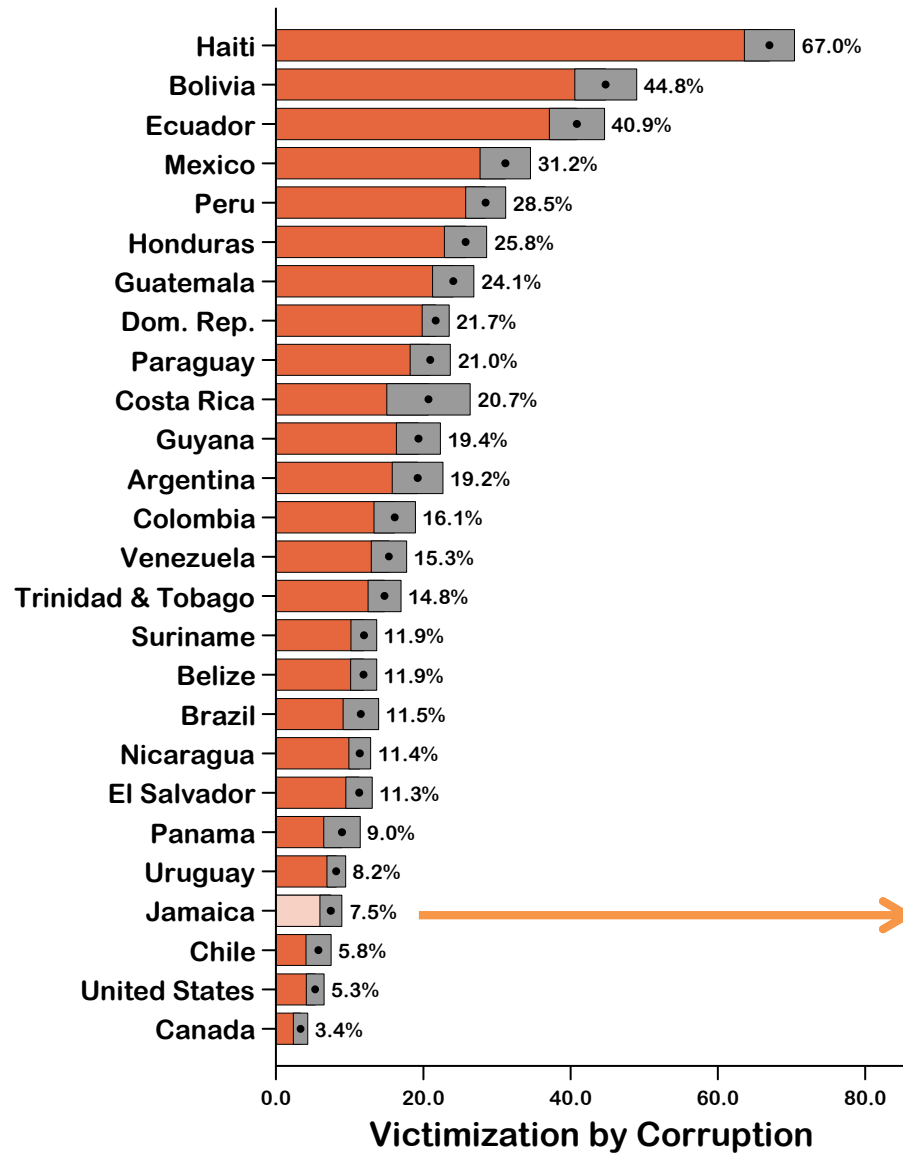
## Percentage who report being victim of corruption in the last 12 months, Jamaica 2014



Source: © AmericasBarometer, LAPOP; Jamaica LAPOP merge 2006-2014 (draft0612)

# Corruption victimization in the Americas

2012 Data



In 2014: 9.6%

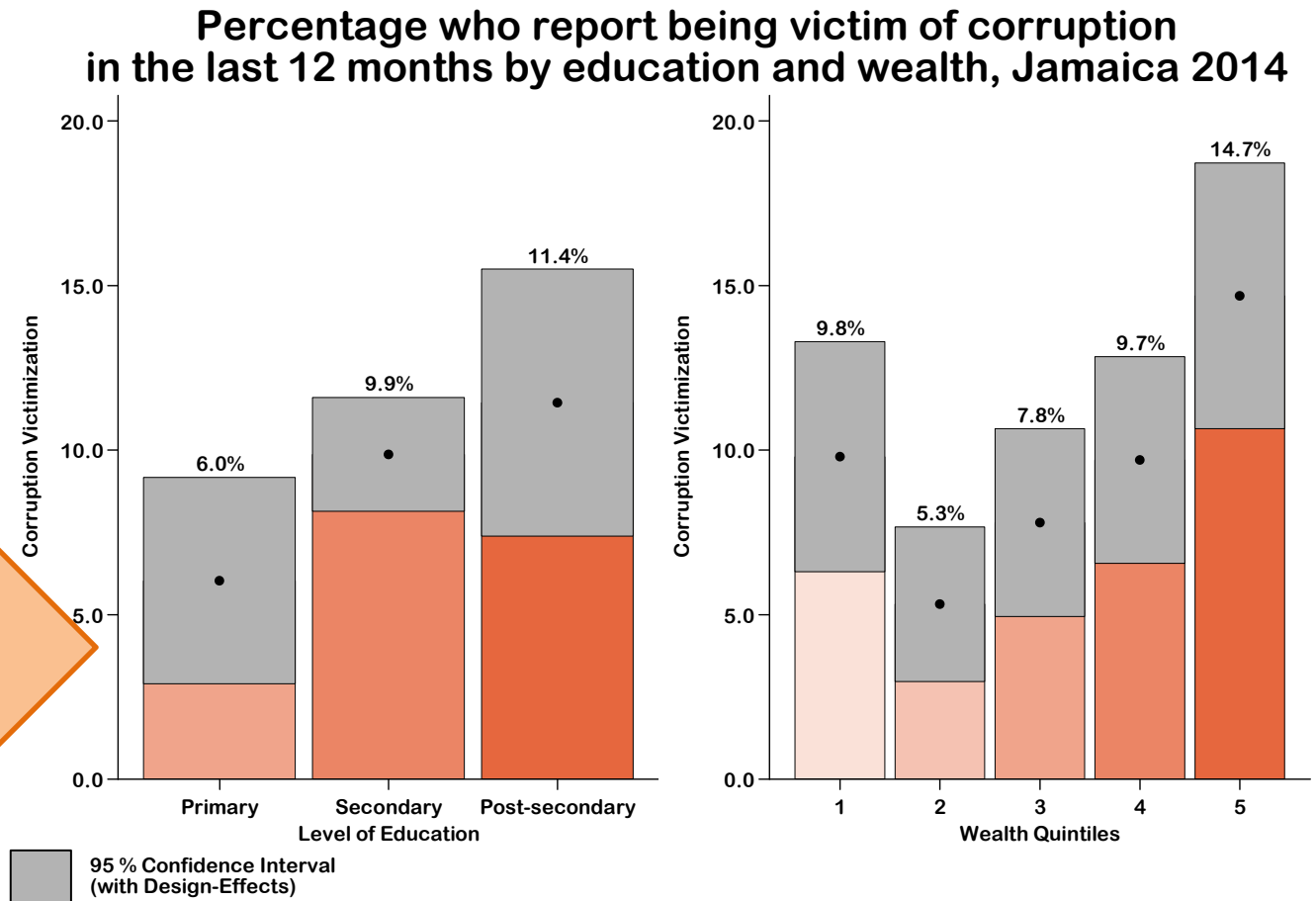
95 % Confidence Interval (with Design-Effects)

Source: © AmericasBarometer, LAPOP; AmericasBarometer Merged 2012 v50.0 English

# Those with the highest level of wealth report a higher level of corruption victimization

**National average: 9.6%**

Those with primary education report low levels

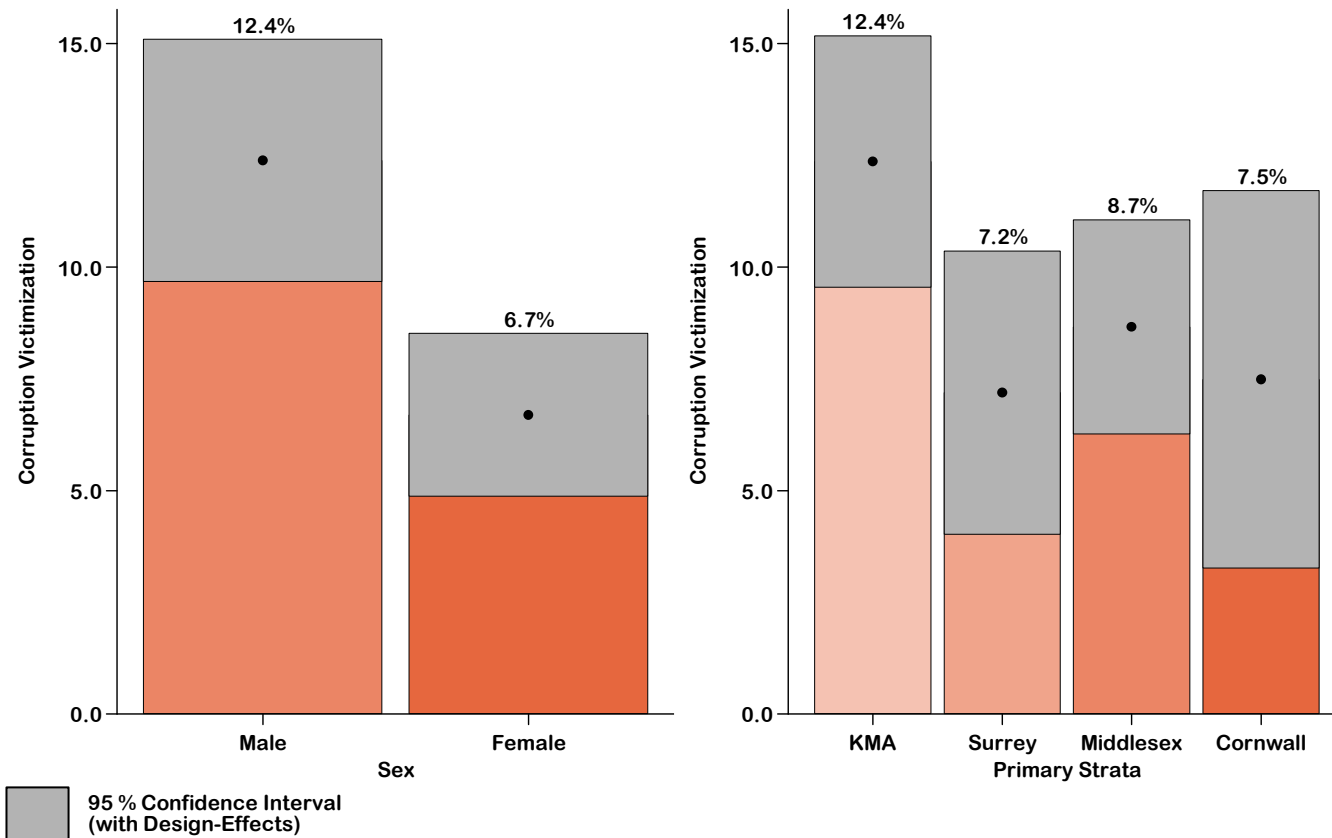


Source: © AmericasBarometer, LAPOP; Jamaica LAPOP merge 2006-2014 (draft0612) \*No Education dropped: too few cases

# Men and capital city residents report higher rates of corruption victimization

National average: 9.6%

Percentage who report being victim of corruption in the last 12 months by gender and place of residence, Jamaica 2014



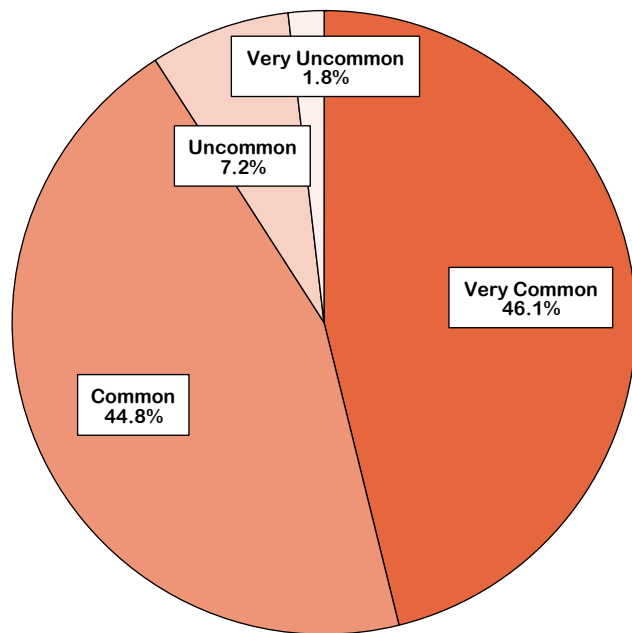
Source: © AmericasBarometer, LAPOP; Jamaica LAPOP merge 2006-2014 (draft0612)

# Most Jamaicans believe corruption is commonplace and these perceptions are stable over time

**EXC7.** Taking into account your own experience or what you have heard, corruption among public officials is:  
(1) Very common      (2) Common      (3) Uncommon or      (4) Very uncommon?

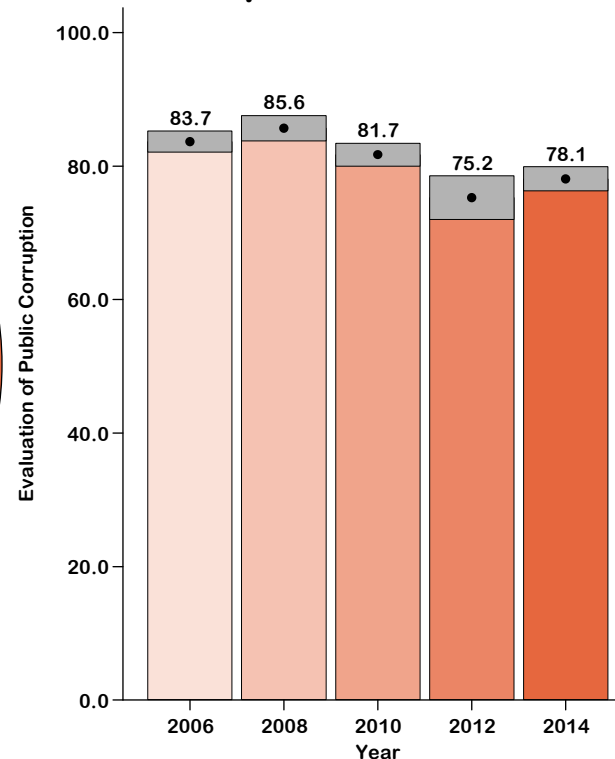
The variable EXC7 is recoded from 0-100, where 0 = Very uncommon and 100 = Very common

## Perception of Public Corruption



2014

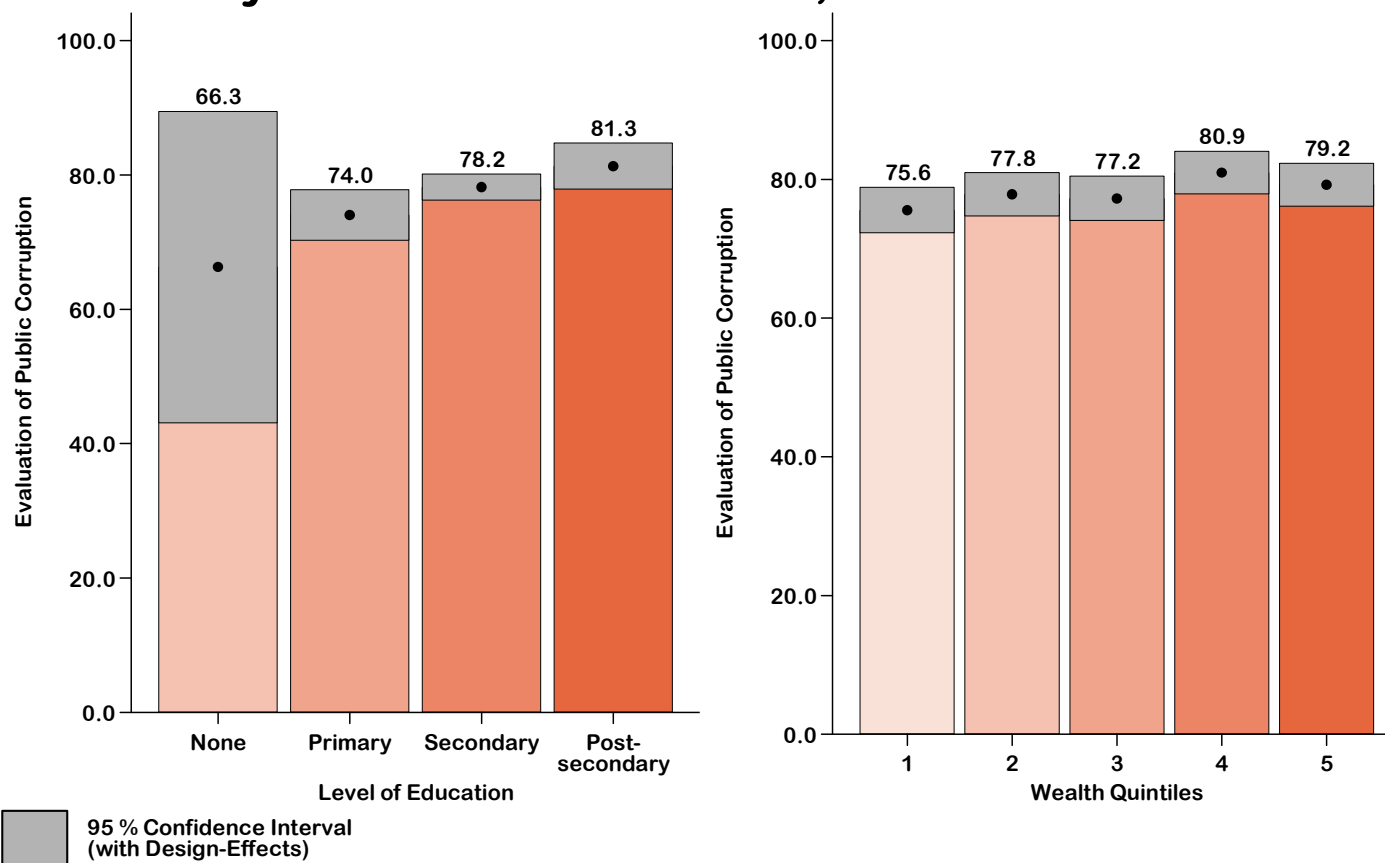
95 % Confidence Interval  
(with Design-Effects)



Source: © AmericasBarometer, LAPOP; Jamaica LAPOP merge 2006-2014 (draft0612)

# There are no differences across education or wealth subgroups classes in terms of corruption perception

## Average perception of corruption by education and wealth, Jamaica 2014

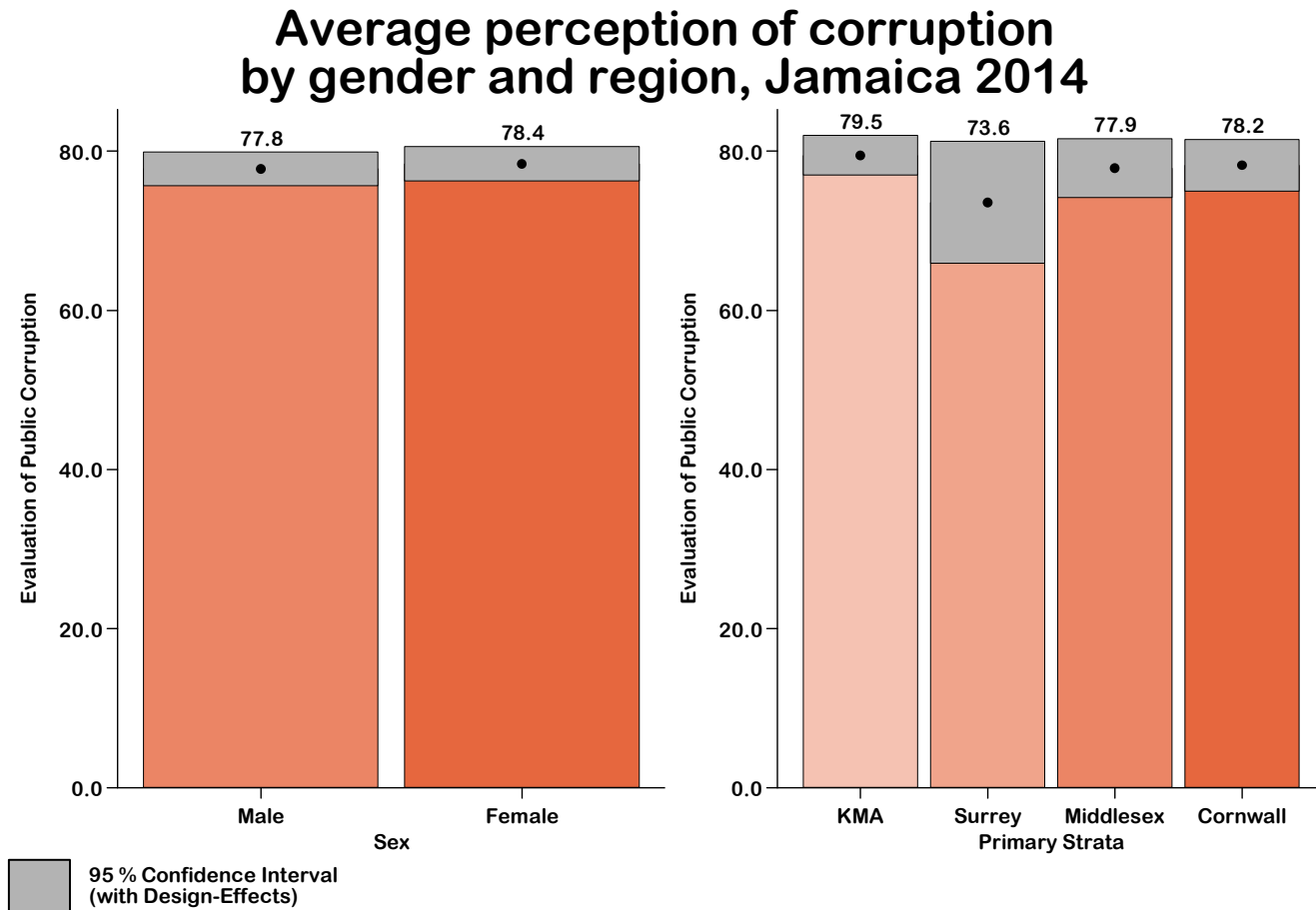


**National  
Average:  
78.1**

Source: © AmericasBarometer, LAPOP; Jamaica LAPOP merge 2006-2014 (draft0612)

# There are also no significant differences in corruption perceptions by gender or region

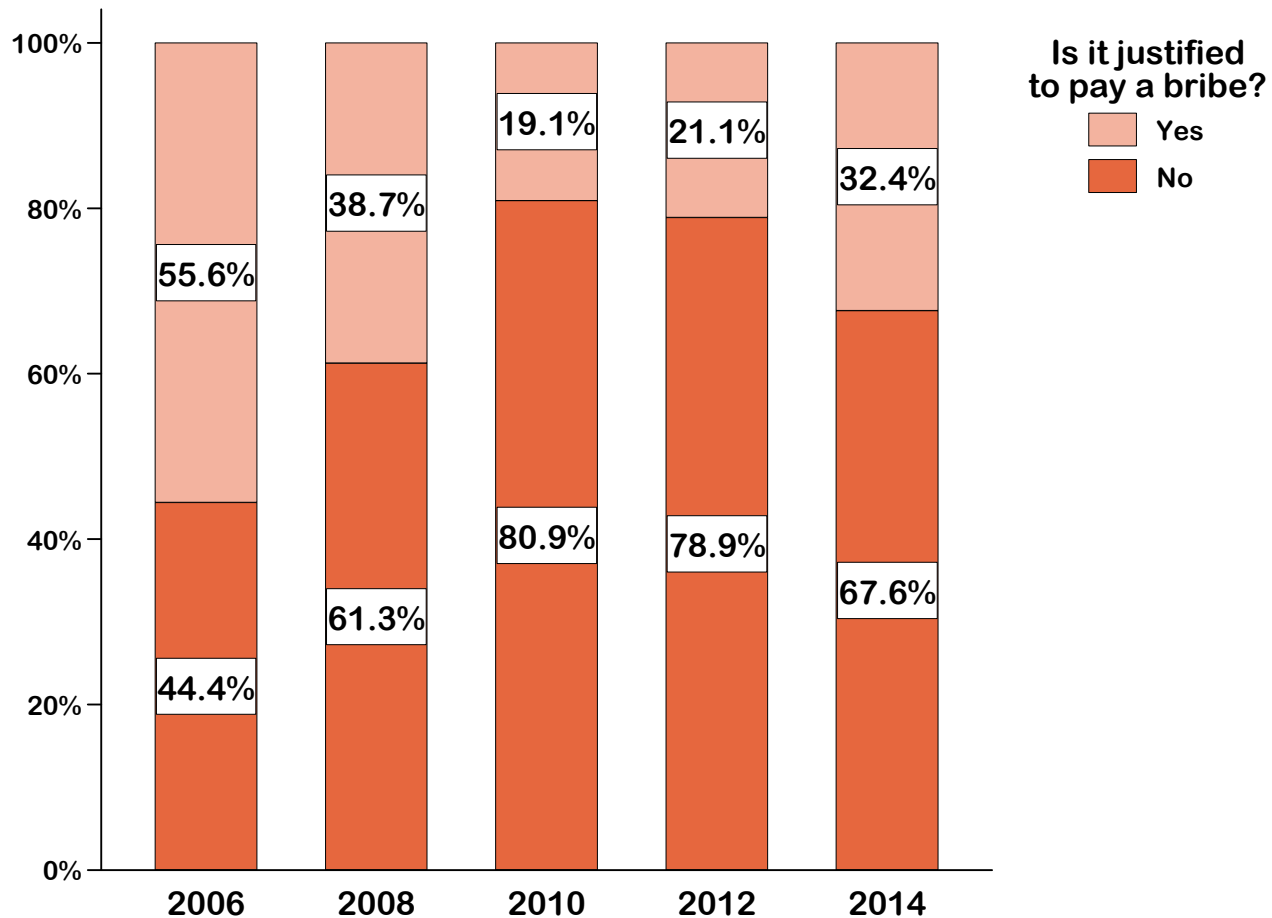
National  
Average:  
78.1



Source: © AmericasBarometer, LAPOP; Jamaica LAPOP merge 2006-2014 (draft0612)

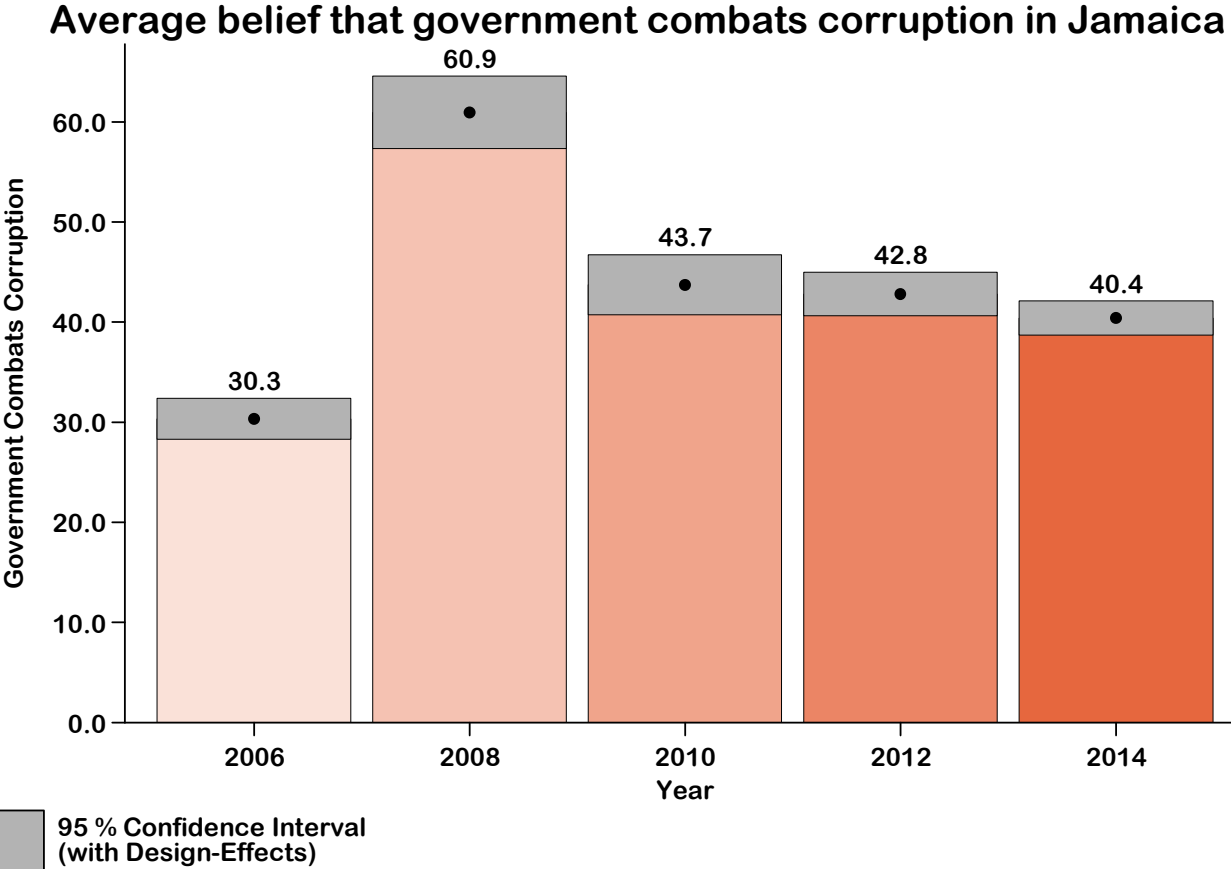
# In 2014, one in three Jamaicans justifies paying a bribe

**EXC18.** Do you think given the way things are, sometimes paying a bribe is justified? (1) Yes (2)No



Source: © AmericasBarometer, LAPOP; Jamaica LAPOP merge 2006-2014 (draft0612)

# Levels of satisfaction with the fight against corruption have decreased in recent years



Source: © AmericasBarometer, LAPOP; Jamaica LAPOP merge 2006-2014 (draft0612)

**Political Tolerance**

**Support for the Political System**

**Support for Democracy**

# Support for democracy, political tolerance, and support for the political system

Support for democracy:

**ING4.** Changing the subject again, democracy may have problems, but it is better than any other form of government. To what extent do you agree or disagree with this statement?

Political tolerance:

**D1.** There are people who only say bad things about the (country) form of government, not just the incumbent government but the system of government. How strongly do you approve or disapprove of such people's right to vote?

**D2.** How strongly do you approve or disapprove that such people be allowed to conduct peaceful demonstrations in order to express their views?

**D3.** Still thinking of those who only say bad things about the (country) form of government, how strongly do you approve or disapprove of such people being permitted to run for public office?

**D4.** How strongly do you approve or disapprove of such people appearing on television to make speeches?

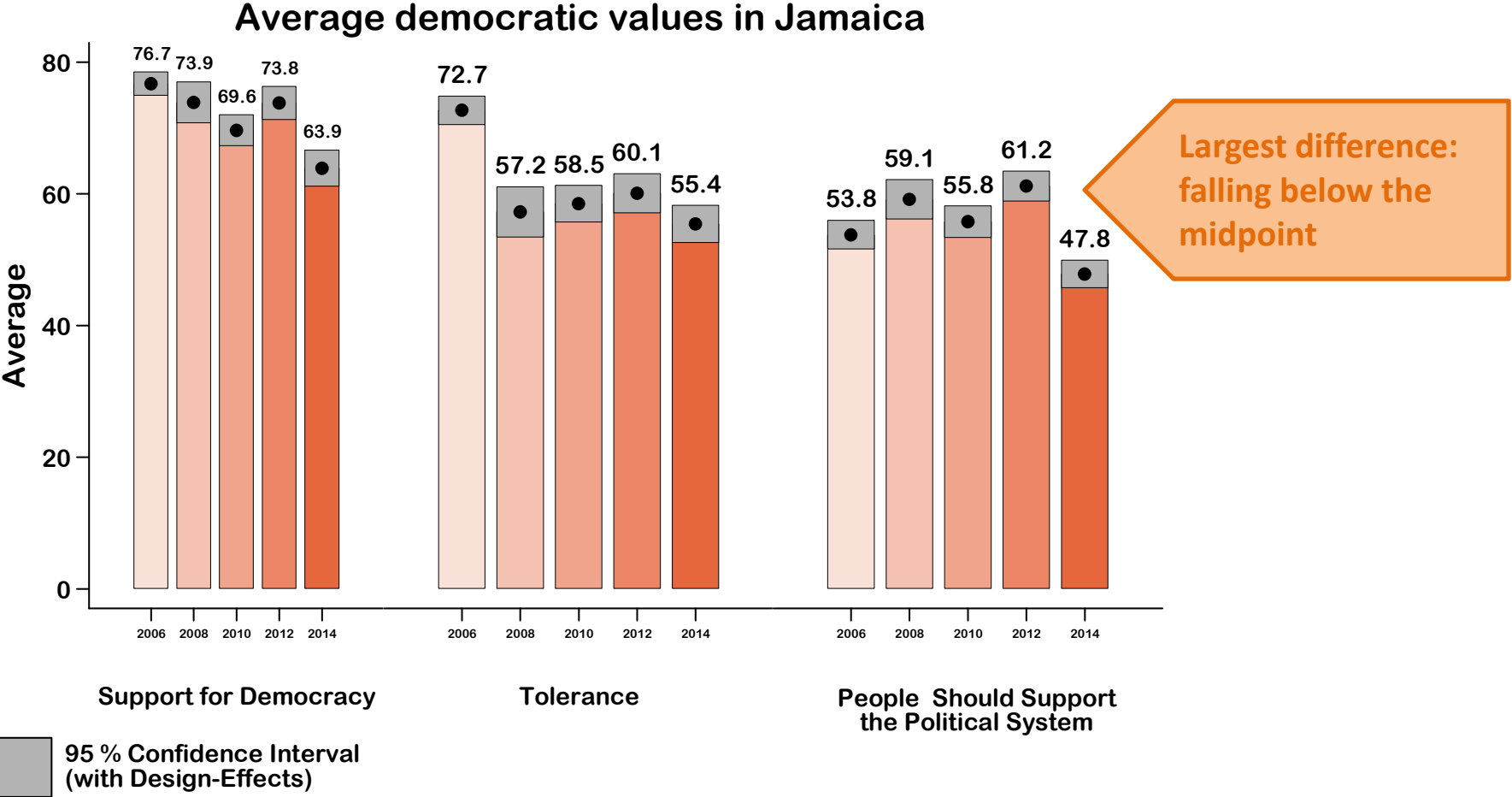
\*This political tolerance series is converted into an index of political tolerance

Support for the political system:

**B6.** To what extent do you think that one should support the political system of (country)?

All of the variables are recoded from 0-100, where 0 = the weakest attitude and 100 = the strongest attitude

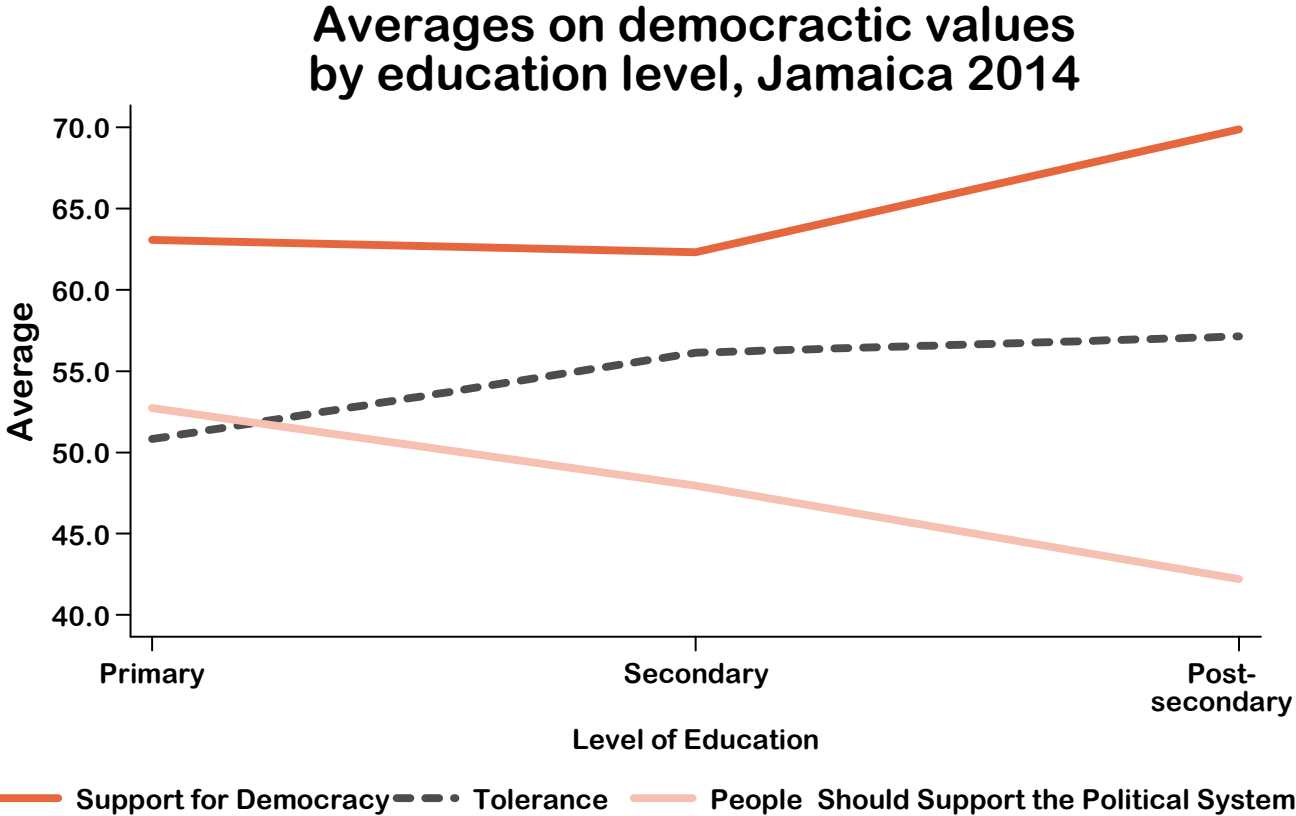
# Democratic values remain mostly stable, with some downward shifts from 2012 to 2014



Largest difference: falling below the midpoint

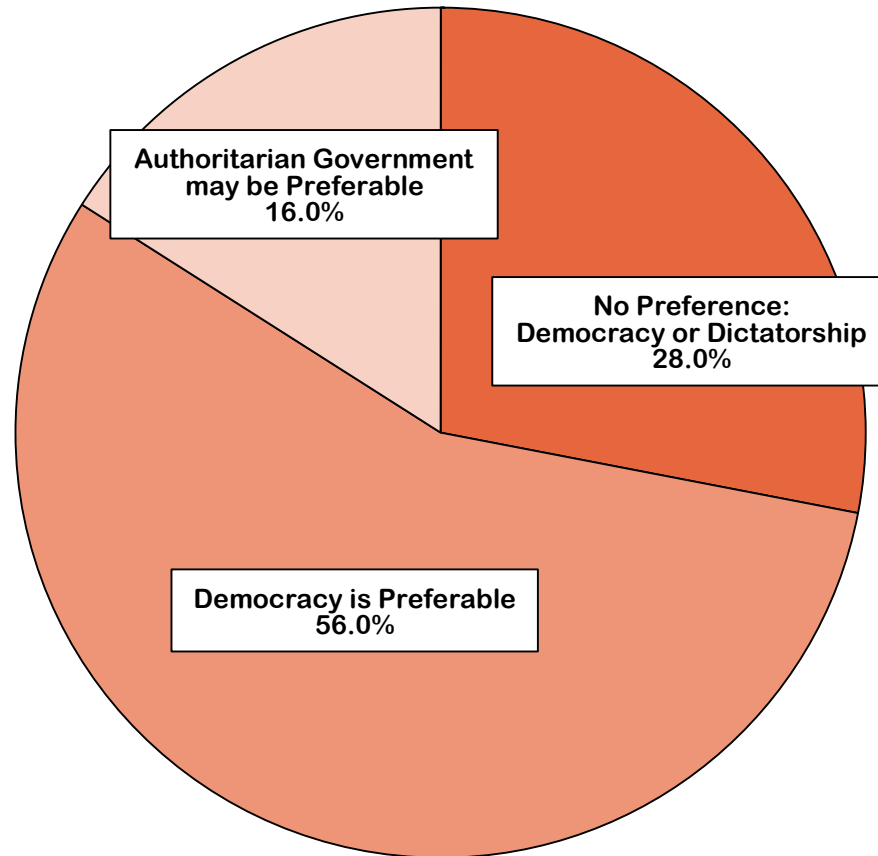
Source: © AmericasBarometer, LAPOP; Jamaica LAPOP merge 2006-2014 (draft0612)

# Democratic values vary by education level



Source: © AmericasBarometer LAPOP; Jamaica LAPOP merge 2006-2014 (draft0612) \*No Education dropped: too few cases

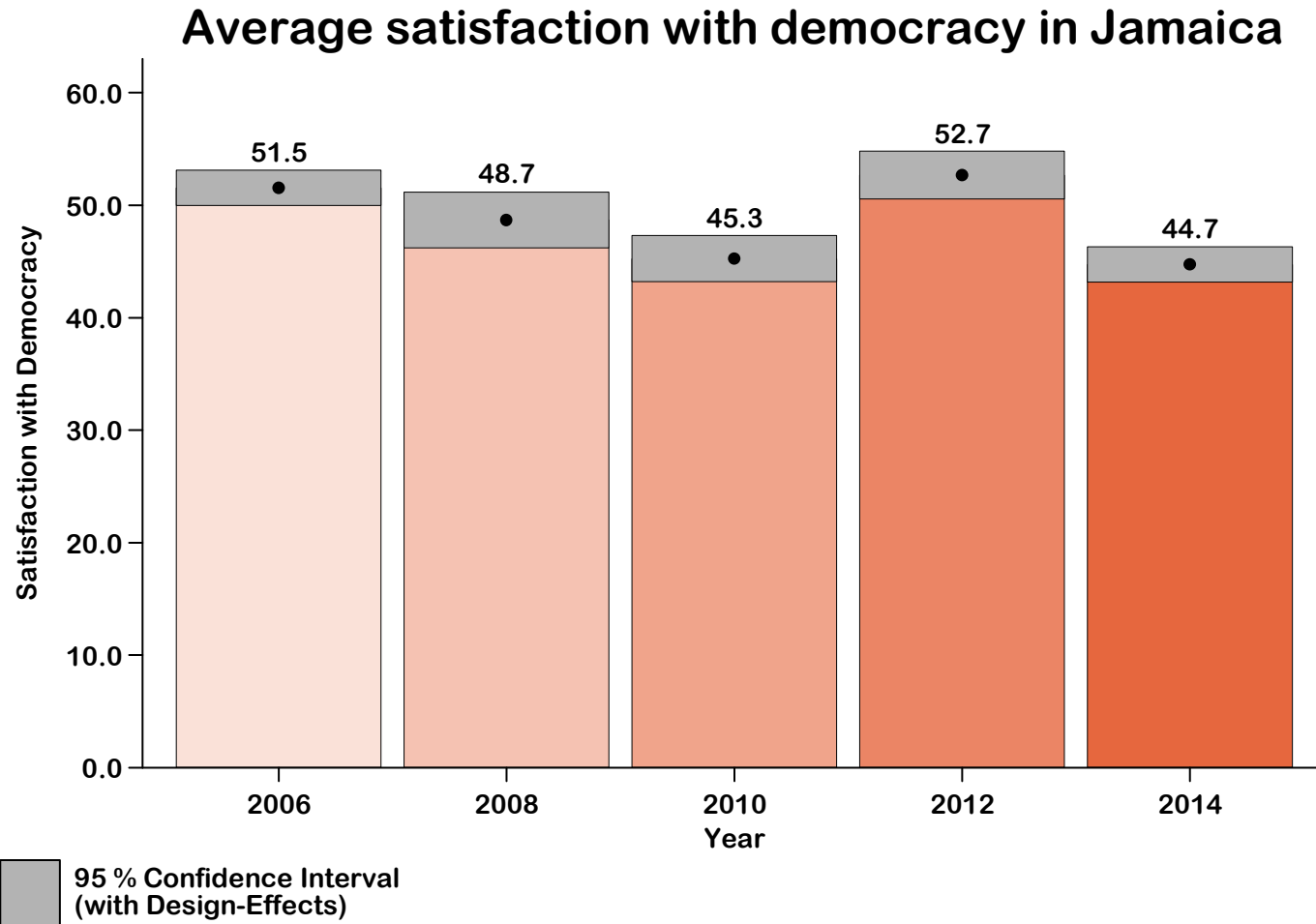
# More than half of Jamaicans prefer a democratic government



**Support for Democracy or Dictatorship**

Source: © AmericasBarometer, LAPOP; Jamaica LAPOP merge 2006-2014 (draft0612)

# Satisfaction with democracy declined in 2014, but still hovers near the mid-point of 50



Source: © AmericasBarometer, LAPOP; Jamaica LAPOP merge 2006-2014 (draft0612)

# Those with post-secondary education levels support a military coup to a lesser degree

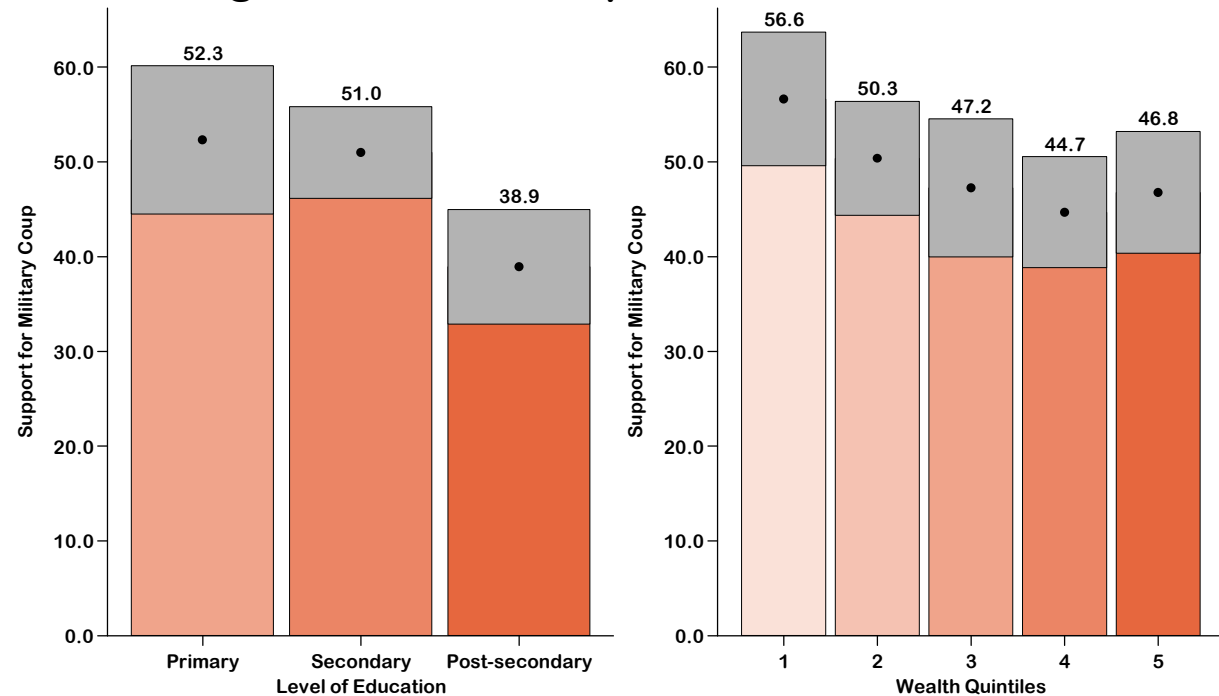
Some people say that under some circumstances it would be justified for the military of this country to take power by a coup d'état (military coup). In your opinion would a military coup be justified under the following circumstances?

**JC10.** When there is a lot of crime.

**JC13.** When there is a lot of corruption.

**National average: 49.14**

**Average support of a coup when there is high crime or corruption, Jamaica 2014**

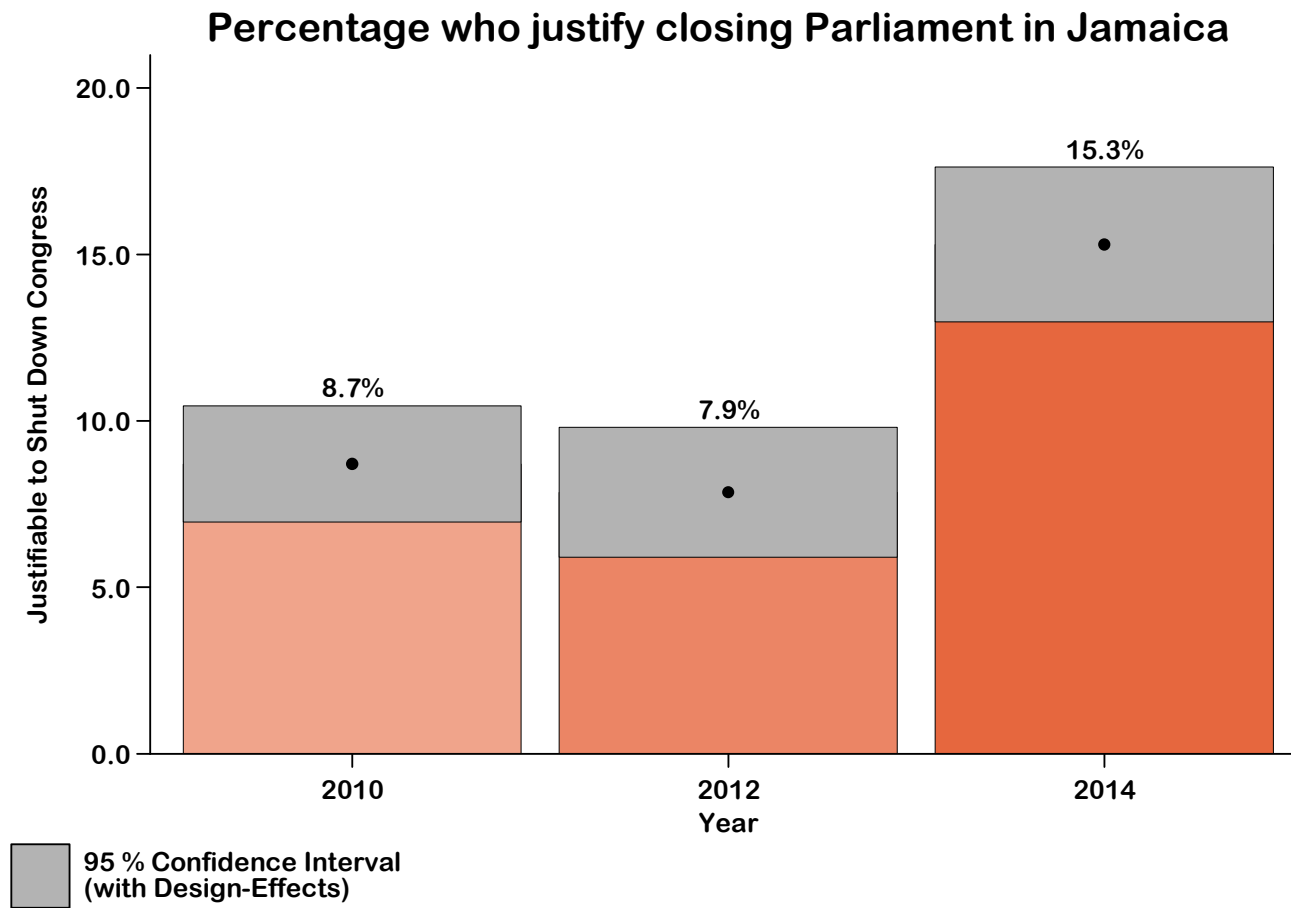


95 % Confidence Interval (with Design-Effects)

Source: © AmericasBarometer, LAPOP; Jamaica LAPOP merge 2006-2014 (draft0612) \*No Education dropped: too few cases

# Though still a small percentage, the percentage of people who believe it justifiable to close Parliament in difficult times doubled in 2014

**JC15A.** Do you believe that when the country is facing very difficult times it is justifiable for the Prime Minister of the country to close the Parliament and govern without Parliament?



Source: © AmericasBarometer, LAPOP; Jamaica LAPOP merge 2006-2014 (draft0612)

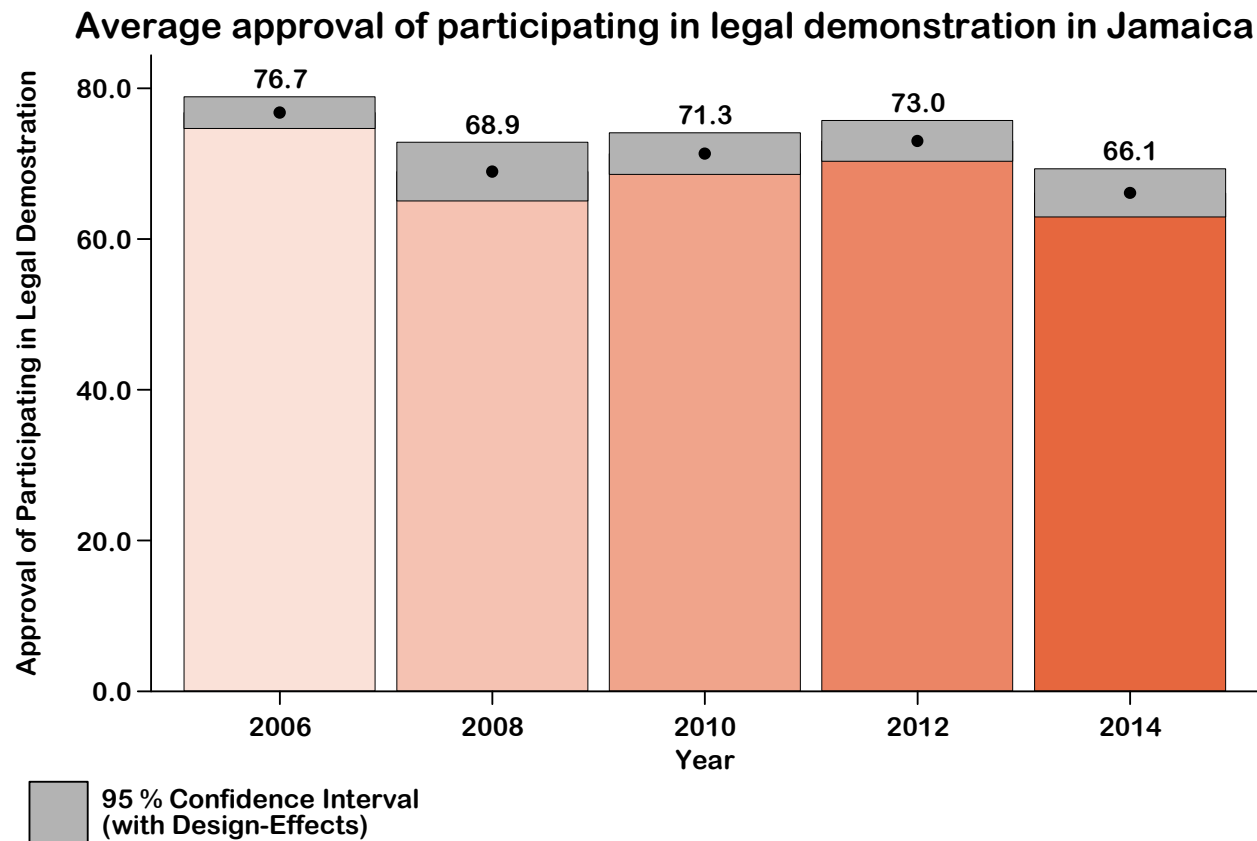
**Support for Civil Disobedience**

**Support for Certain Illicit Acts**

# Average approval of participating in legal demonstrations decreased in 2014, but still remains on the approval side of the midpoint

**E5.** Of people participating in legal demonstrations. How much do you approve or disapprove?

Recoded from 0-100, where 0 = strongly disapprove and 100 = the strongly approve

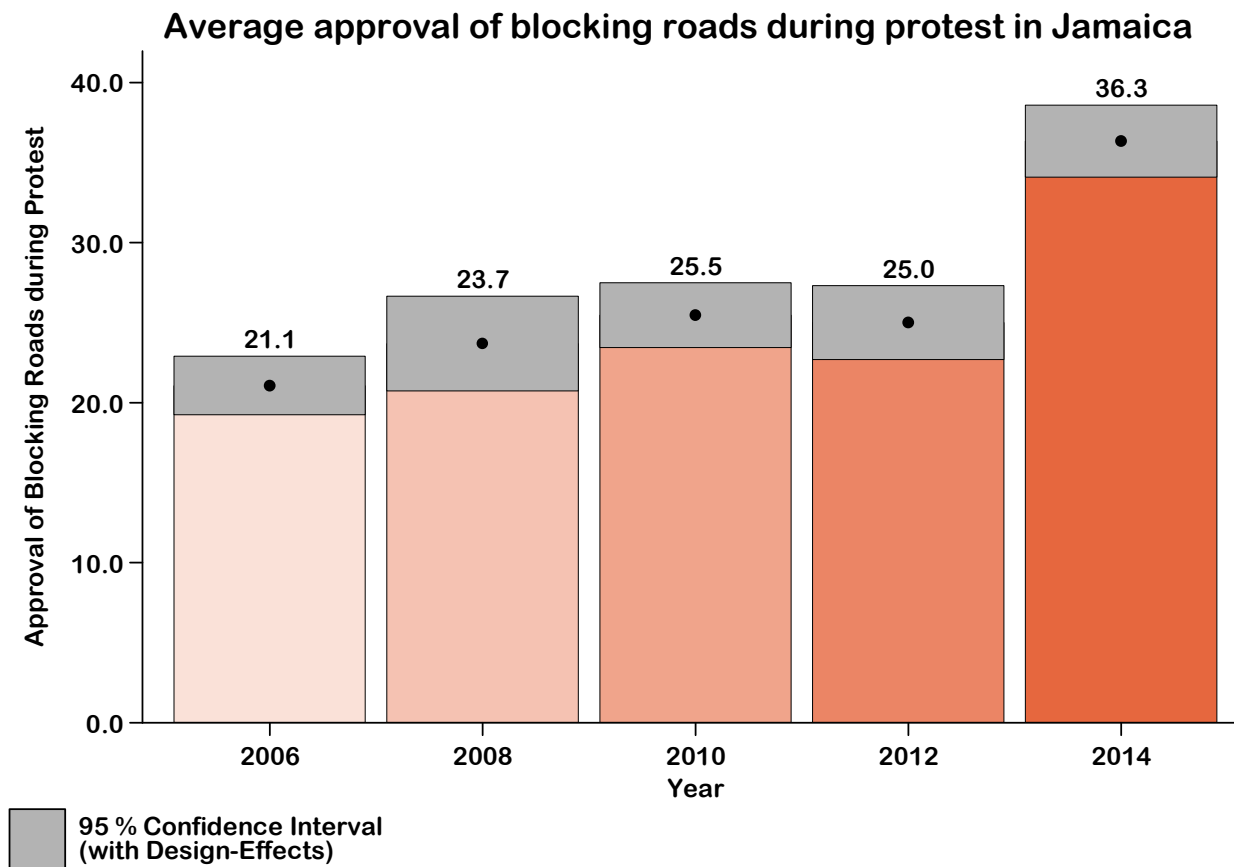


Source: © AmericasBarometer, LAPOP; Jamaica LAPOP merge 2006-2014 (draft0612)

# Average approval of blocking roads during a protest increased in 2014, but still remains on the disapproval side of the midpoint

**E15.** Of people participating in the blocking of roads to protest. Using the same scale, how much do you approve or disapprove?

Recoded from 0-100, where 0 = strongly disapprove and 100 = the strongly approve

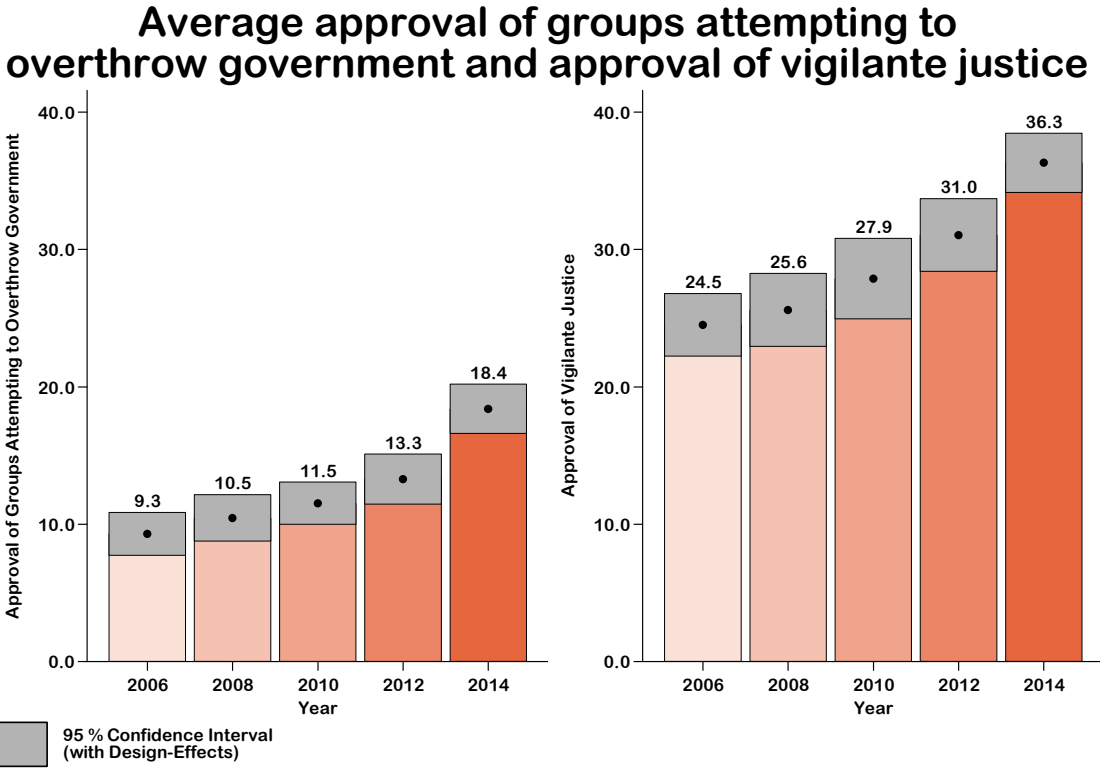


Source: © AmericasBarometer, LAPOP; Jamaica LAPOP merge 2006-2014 (draft0612)

# Average approval increased for citizens overthrowing the government and vigilante justice in 2014, but both still fall on the disapproval side

**E3.** Of people participating in a group working to violently overthrow an elected government. How much do you approve or disapprove?  
**E16.** Of people taking the law into their own hands when the government does not punish criminals. How much do you approve or disapprove?

Recoded from 0-100, where 0 = strongly disapprove and 100 = the strongly approve



Source: © AmericasBarometer, LAPOP; Jamaica LAPOP merge 2006-2014 (draft0612)

**Support for the Rights of Homosexuals**

**Support for Abortion**

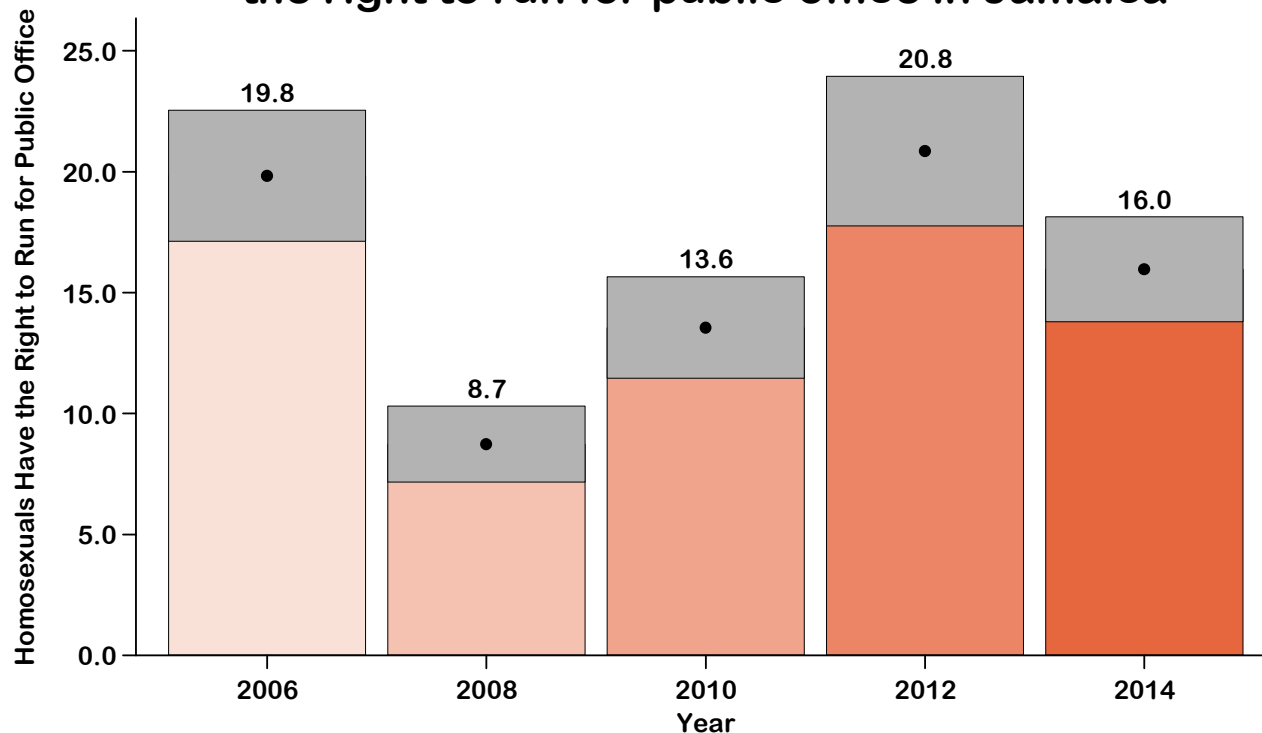
**Other Topics**

# Average support for homosexuals having the right to run for public office remains low in Jamaica

**D5.** And now, changing the topic and thinking of homosexuals, how strongly do you approve or disapprove of such people being permitted to run for **public office**?

Recoded from 0-100, where 0 = strongly disapprove and 100 = the strongly approve

## Average support for homosexuals having the right to run for public office in Jamaica



95 % Confidence Interval  
(with Design-Effects)

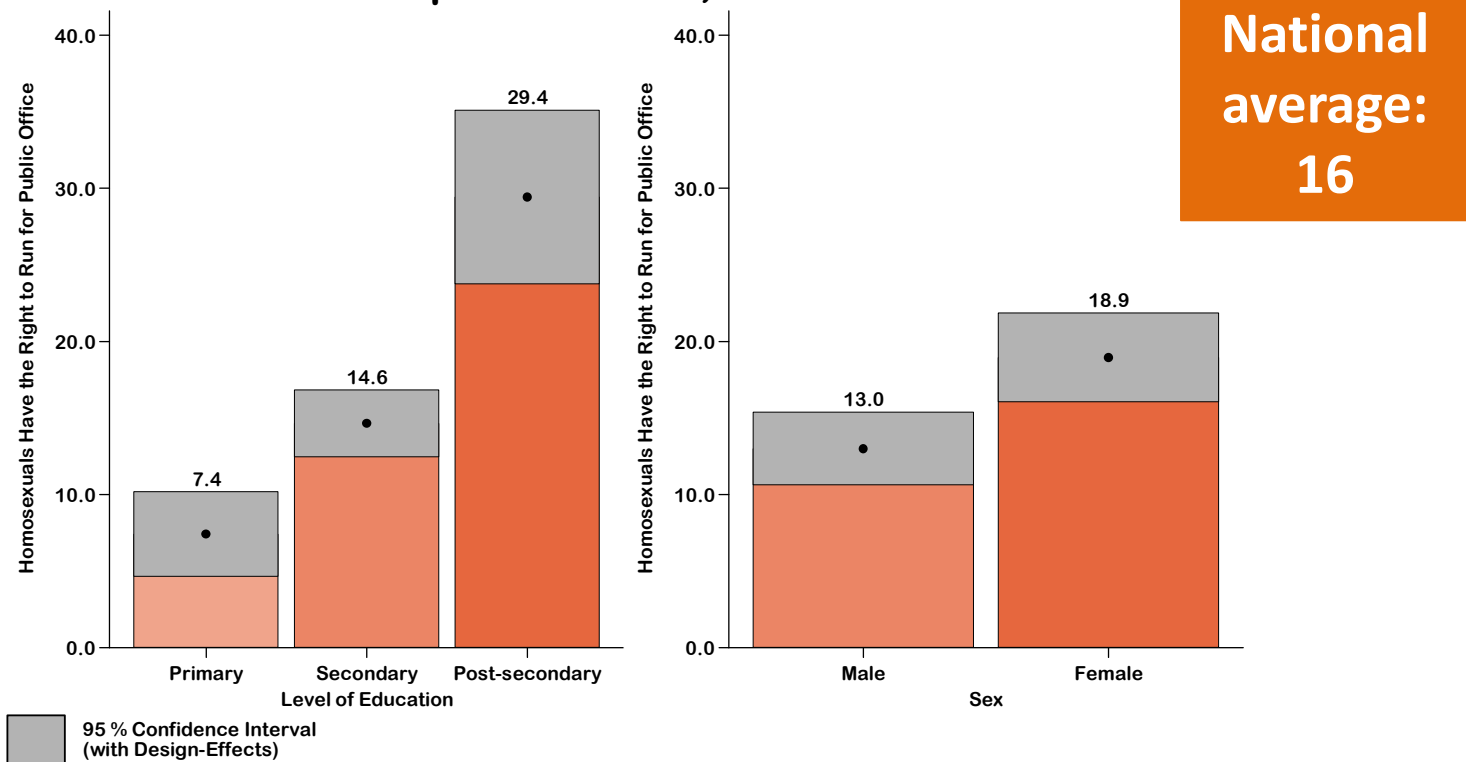
Source: © AmericasBarometer, LAPOP; Jamaica LAPOP merge 2006-2014 (draft0612)

# Those with post-secondary education levels and females have higher levels of support for the right of homosexuals to run for public office

**D5.** And now, changing the topic and thinking of homosexuals, how strongly do you approve or disapprove of such people being permitted to run for **public office**?

Recoded from 0-100, where 0 = strongly disapprove and 100 = the strongly approve

**Average support for homosexuals having the right to run for public office, Jamaica 2014**



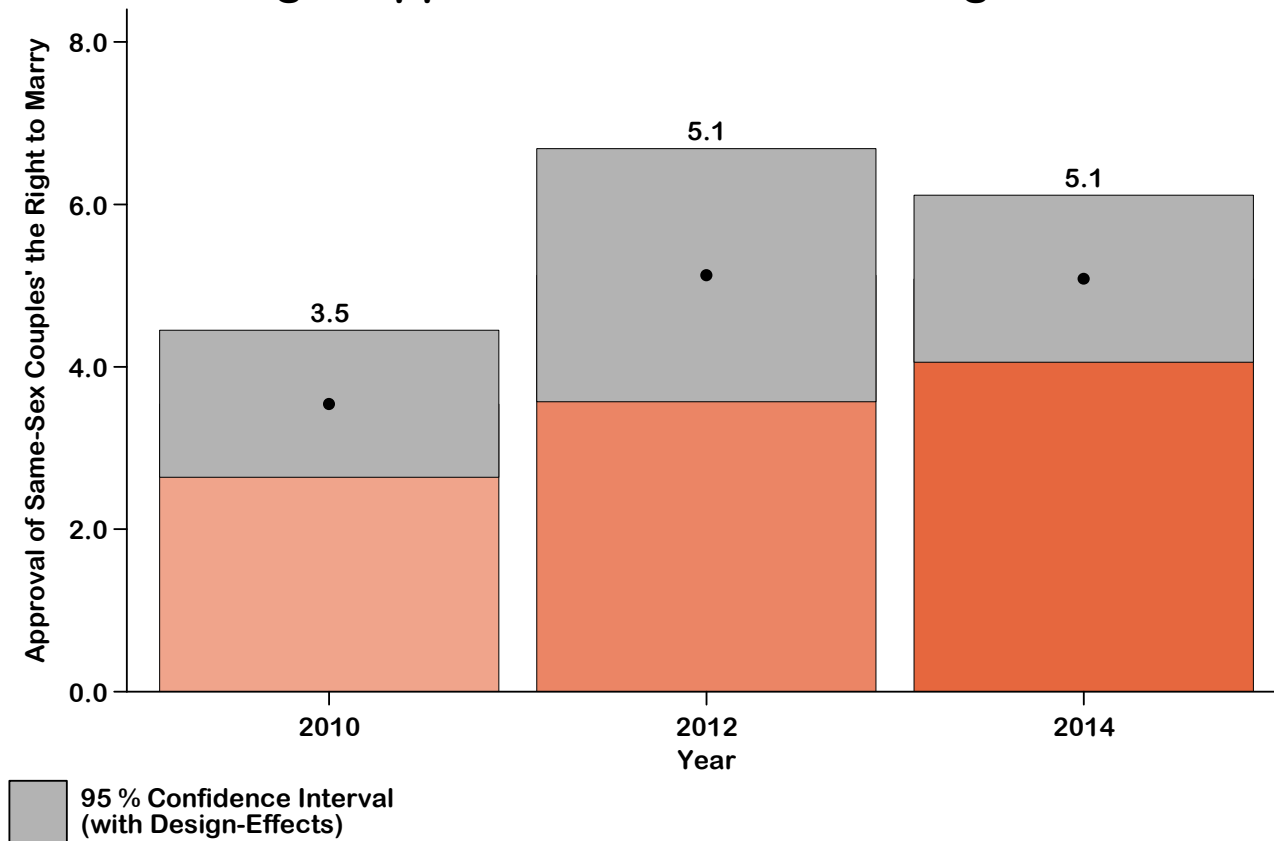
Source: © AmericasBarometer, LAPOP; Jamaica LAPOP merge 2006-2014 (draft0612) \*No Education dropped: too few cases

# Levels of support for same-sex marriage in 2014 are consistent with levels in 2012 and remain very low

**D6.** How strongly do you approve or disapprove of same-sex couples having the right to marry?

Recoded from 0-100, where 0 = strongly disapprove and 100 = the strongly approve

### Average support for same-sex marriage in Jamaica



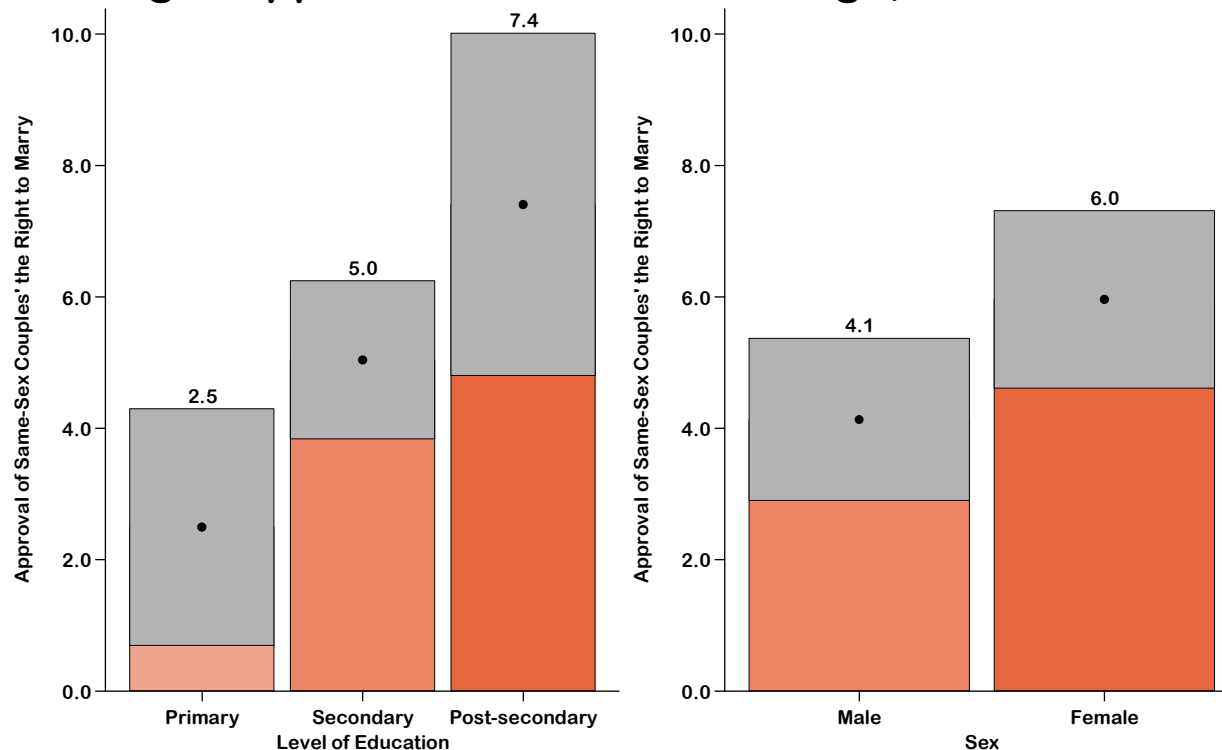
Source: © AmericasBarometer, LAPOP; Jamaica LAPOP merge 2006-2014 (draft0612)

# Though national support for same-sex marriage remains low, small variations exist among levels of education and between genders

**D6.** How strongly do you approve or disapprove of same-sex couples having the right to marry?

Recoded from 0-100, where 0 = strongly disapprove and 100 = the strongly approve

### Average support for same-sex marriage, Jamaica 2014



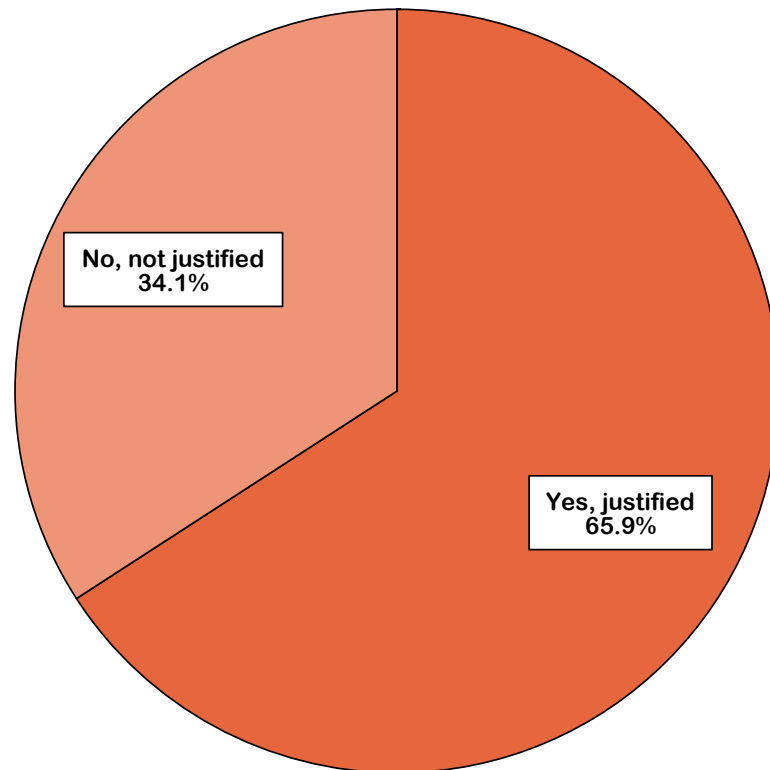
**National average: 5.1**

95 % Confidence Interval (with Design-Effects)

Source: © AmericasBarometer, LAPOP; Jamaica LAPOP merge 2006-2014 (draft0612) \*No Education dropped: too few cases

# Two-thirds of Jamaicans believe abortion is justifiable when the mother's health is at risk

**W14A.** And now, thinking about other topics. Do you think it's justified to interrupt a pregnancy, that is, to have an abortion, when the mother's health is in danger?

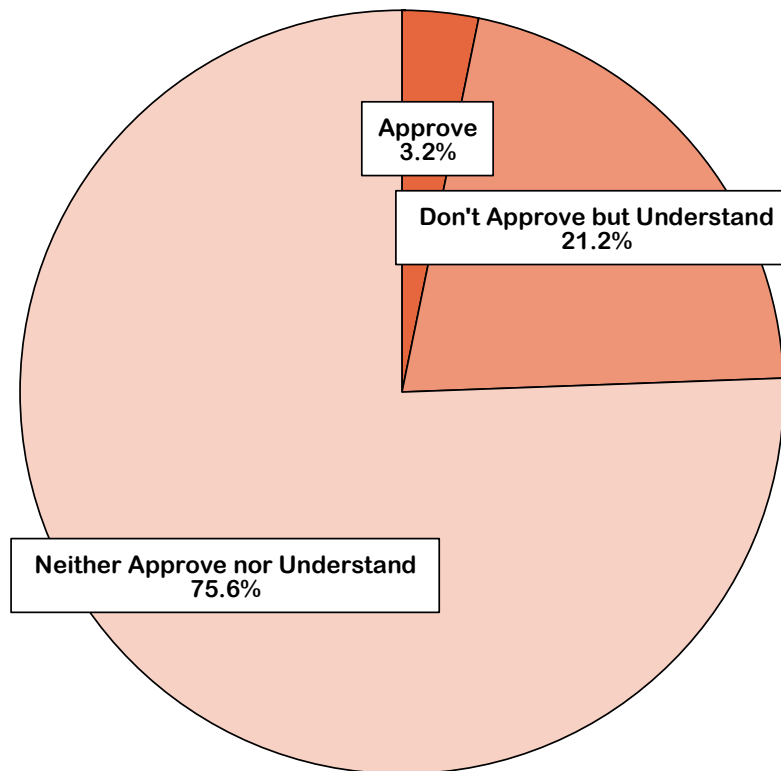


**Abortion Justified When Mother's Health is at Risk**

Source: © AmericasBarometer, LAPOP; Jamaica LAPOP merge 2006-2014 (draft0612)

# Three-fourths of Jamaicans neither approve nor understand a husband hitting his wife for neglecting household chores

**DVW1.** His wife neglects the household chores. Would you approve of the husband hitting his wife, or would you not approve but understand, or would you neither approve nor understand?

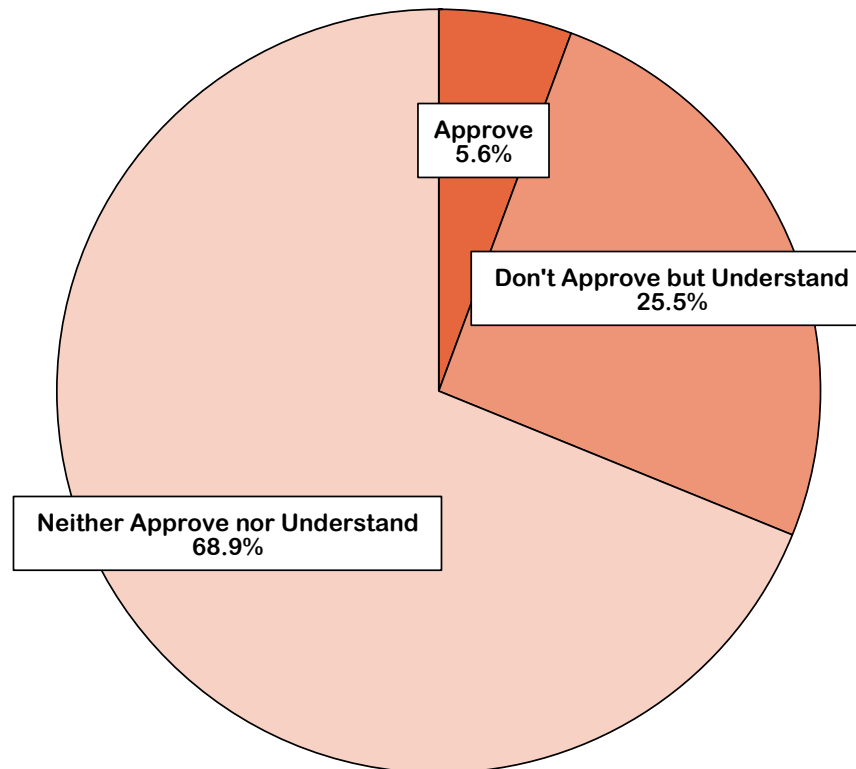


**Approves of Husband Hitting Wife if She Neglects Chores**

Source: © AmericasBarometer, LAPOP; Jamaica LAPOP merge 2006-2014 (draft0612)

# Only 69% of Jamaicans take a strong stance against domestic abuse in the case of an unfaithful wife

**DVW2.** His wife is unfaithful. Would you approve of the husband hitting his wife, or would you not approve but understand, or would you neither approve nor understand?



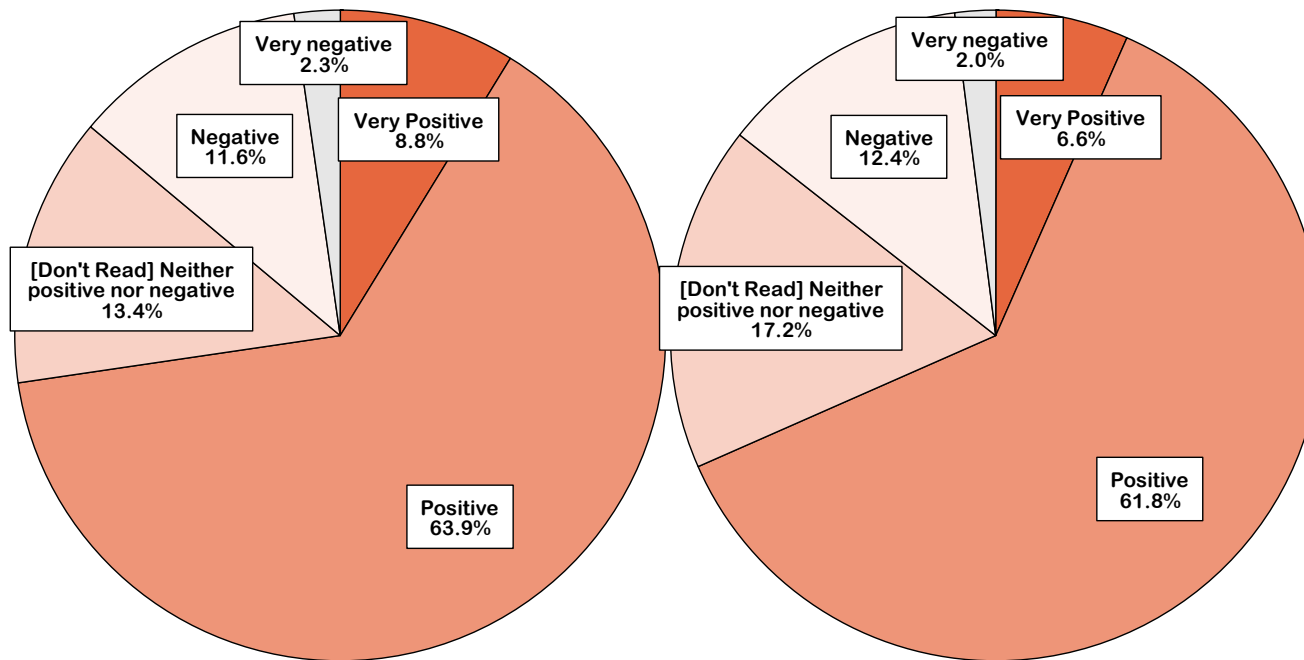
**Approves of Husband Hitting Wife if She is Unfaithful**

Source: © AmericasBarometer, LAPOP; Jamaica LAPOP merge 2006-2014 (draft0612)

# The nature of influence that China and the U.S. have in Jamaica is perceived similarly

**FOR7/FOR7B.** In general, the influence that China/the United States has on our country is very positive, positive, negative, or very negative?

(1) Very positive (2) Positive (3) Neither positive nor negative (4) Negative (5) Very negative (6) Has no influence



Type of Influence of China in Country

Type of Influence of US in Country

# Summary: Jamaica in 2014

## CRIME AND INSECURITY

- Security (crime) is considered the most important problem among citizens
- However, reported crime and perceptions of insecurity are decreasing across time

## ECONOMY

- The economy is considered the second most important problem in Jamaica
- In 2014, a majority of Jamaicans report that the national and their personal economic situations are worse than in the last 12 months

## CORRUPTION

- In 2014, one in ten Jamaicans report being a victim of corruption; however perception of corruption among public officials is high
- One in three Jamaicans justify paying a bribe in 2014
- Levels of satisfaction with the government's performance to fight against corruption are decreasing in recent years

# Summary: Jamaica in 2014

## DEMOCRATIC VALUES

- Support for democracy, support for the political system, and political tolerance decreased in 2014; support for the political system shows the largest decrease, bringing it just below the midpoint of 50
- In 2014, more than half of Jamaicans prefer a democratic government, but mean satisfaction with how democracy works in Jamaica is below the mid-point

## CIVIL AND SOCIAL VALUES

- Average approval of participating in legal demonstrations in Jamaica remains high but, overall, Jamaicans disapprove of blocking roads during protests, overthrowing the government, and vigilante justice
- Support of homosexual rights is low in Jamaica in 2014
- A majority of Jamaicans do not approve nor understand a man hitting his wife when neglecting household chores or in the case of infidelity, yet an important minority does not condemn these cases of domestic violence



Latin American Public Opinion Project


LAPPOP

Proyecto de Opinión Pública de América Latina

[www.lapopsurveys.org](http://www.lapopsurveys.org)

Encuéntrenos en : [www.lapopsurveys.org](http://www.lapopsurveys.org)

Síguenos en :  Latin American Public Opinion Project

 @Lapop\_Barometro