



Latin American Public Opinion Project

LAPPOP


Proyecto de Opinión Pública de América Latina

www.lapopsurveys.org

Find us at: www.lapopsurveys.org

Like us on:  Latin American Public Opinion Project

Follow us at:  @Lapop_Barometro



Briefing on LAPOP's National Survey in Venezuela, 2014

USAID, Washington, D.C., August 29, 2014

Authors:

**Mariana Rodríguez, LAPOP Program Coordinator,
Vanderbilt University**

with

**Elizabeth J. Zechmeister, Director of LAPOP &
Associate Professor of Political Science, Vanderbilt University**


**Mitchell A. Seligson, Founder and Senior Advisor of LAPOP &
Centennial Professor of Political Science, Vanderbilt University**

Structure of the Presentation

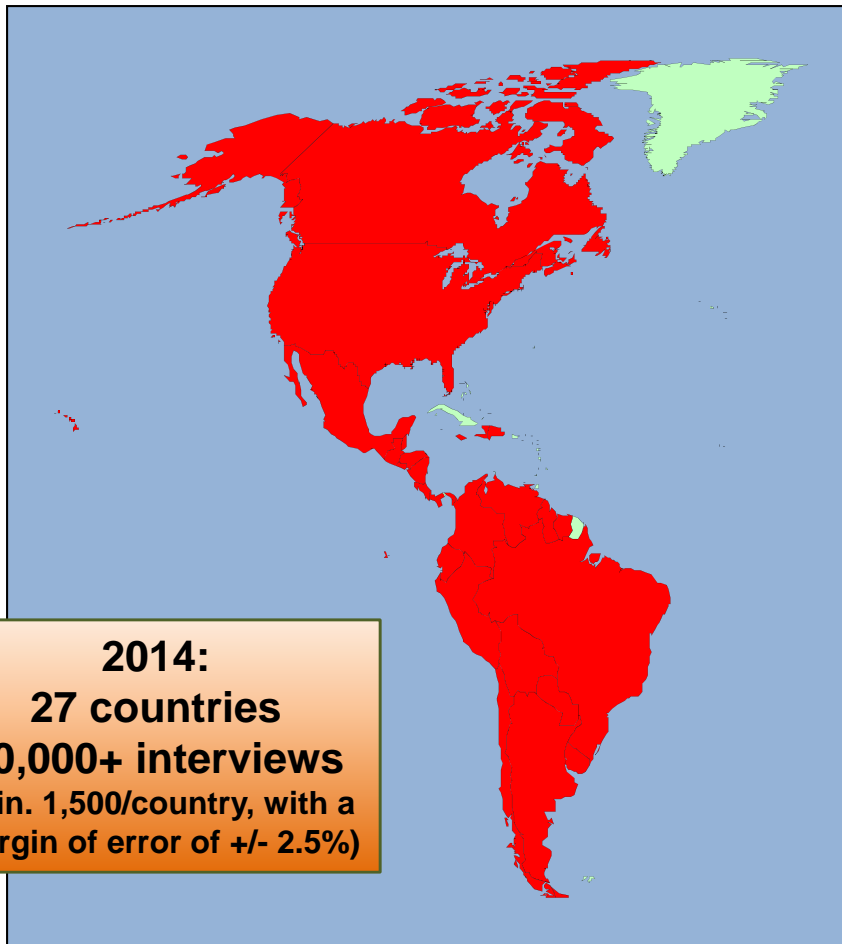
- A. Background information on LAPOP's 2014 national survey in Venezuela
- B. Preliminary results from 2014 and 2007-2014 datasets*, which reveal:
 - I. Wide-ranging and increasing dissatisfaction
 - II. Decreased system support and lower satisfaction with democracy
 - III. Stable political tolerance
 - IV. Conclusion: Democratic public opinion profile consistent with *democratic instability*: high tolerance + low system support

*Data used: Venezuela 2014 and Merged 2007-2014 version draft0724

LAPOP's Database



2004-2014: 228,864 interviews (approx.)



2014:
27 countries
50,000+ interviews
(min. 1,500/country, with a margin of error of +/- 2.5%)

- National surveys in North, Central and South America, and key countries in the Caribbean
- Samples are of a minimum of 1,500 interviews per country
- Truly representative at the national level, and include rural and urban areas
- Face-to-face interviews, conducted in at least 8 languages
- Multiple pre-tests during an entire year
- Electronic data entry in the field

LAPOP Donors



USAID
FROM THE AMERICAN PEOPLE



VANDERBILT  UNIVERSITY



TINKER FOUNDATION INC.



Canada and the United States	
Canada	
United States	  



The Consortium for LAPOP: Covering the Americas
 Consortium of prestigious universities and research centers in the Americas

The Caribbean	
Bahamas	
Belize	
Dominican Republic	 
Guyana	
Haiti	
Jamaica	
Suriname	
Trinidad and Tobago	

Andes / Southern Cone	
Argentina	
Bolivia	 
Brazil	
Chile	 
Colombia	 
Ecuador	 
Paraguay	
Peru	<i>IEP Instituto de Estudios Peruanos</i>
Uruguay	 
Venezuela	

Mexico and Central America	
Costa Rica	  
El Salvador	
Guatemala	
Honduras	 
Mexico	 
Nicaragua	
Panama	

National Survey in Venezuela, 2014

- Number of interviews: 1,500 (margin of error: ± 2.5)
- Type of questionnaire: paper
- Pre-test and training of interviewers: February 2014
- Start of fieldwork: February 25, 2014
- End of fieldwork: March 20, 2014

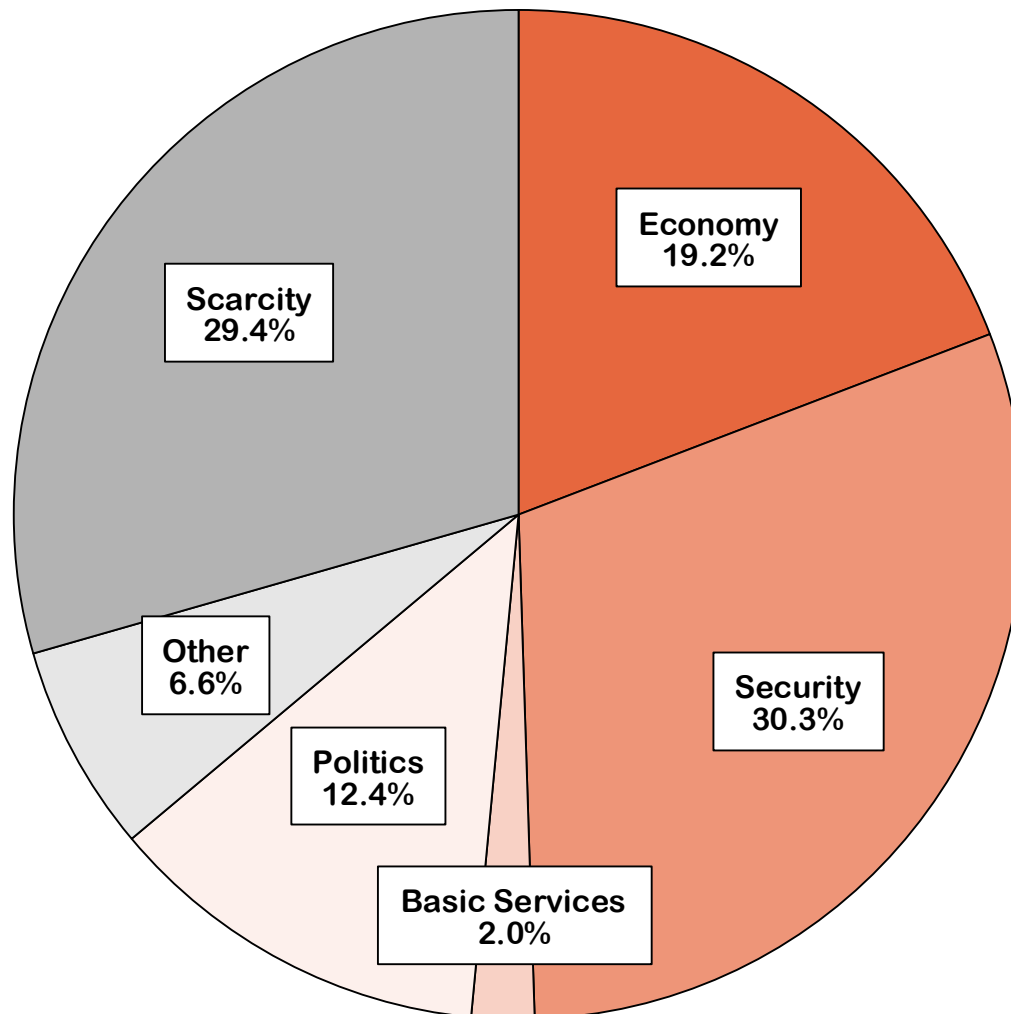


Part I: *Wide-ranging grievances*

Summary:

- The most important problems in the country are scarcity and security
- Scarcity and negative economic assessments are widespread
- Insecurity and crime victimization have increased
- Bribery has increased; satisfaction with government efforts have decreased
- Concerns about freedom of expression are elevated
- Social unrest, perceptions of conflict, and polarization are elevated
- Trust in Communal Councils and Missions has decreased

Scarcity and security are viewed as the most important problems by Venezuelans in 2014

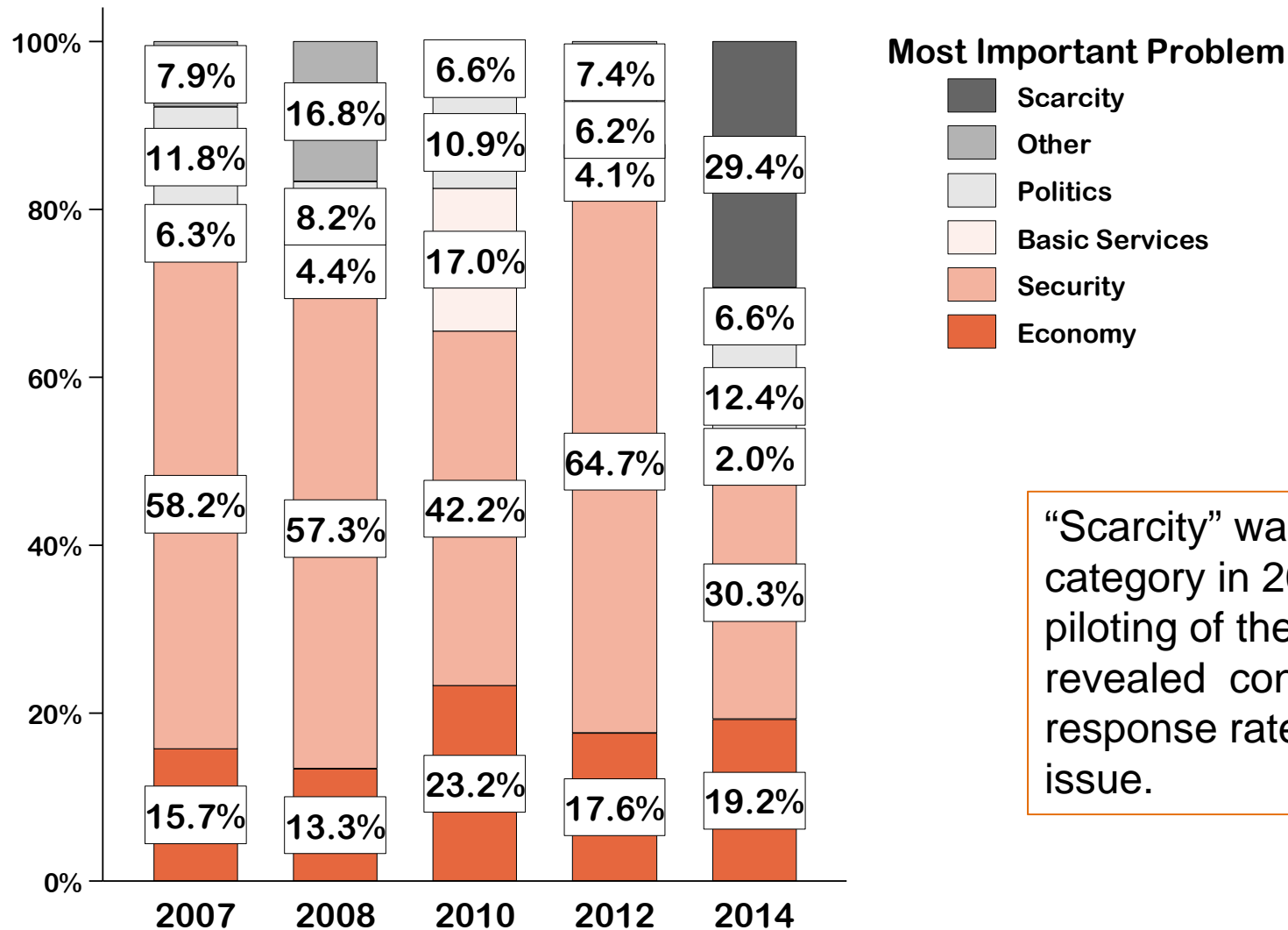


A4. In your opinion, what is the most serious problem faced by the country?

Most Important Problem

Source: © AmericasBarometer, LAPOP; Venezuela 2007-2014 (draft0724)

Concerns about lack of food and basic goods have grown to rival views about security as the most important problem in Venezuela



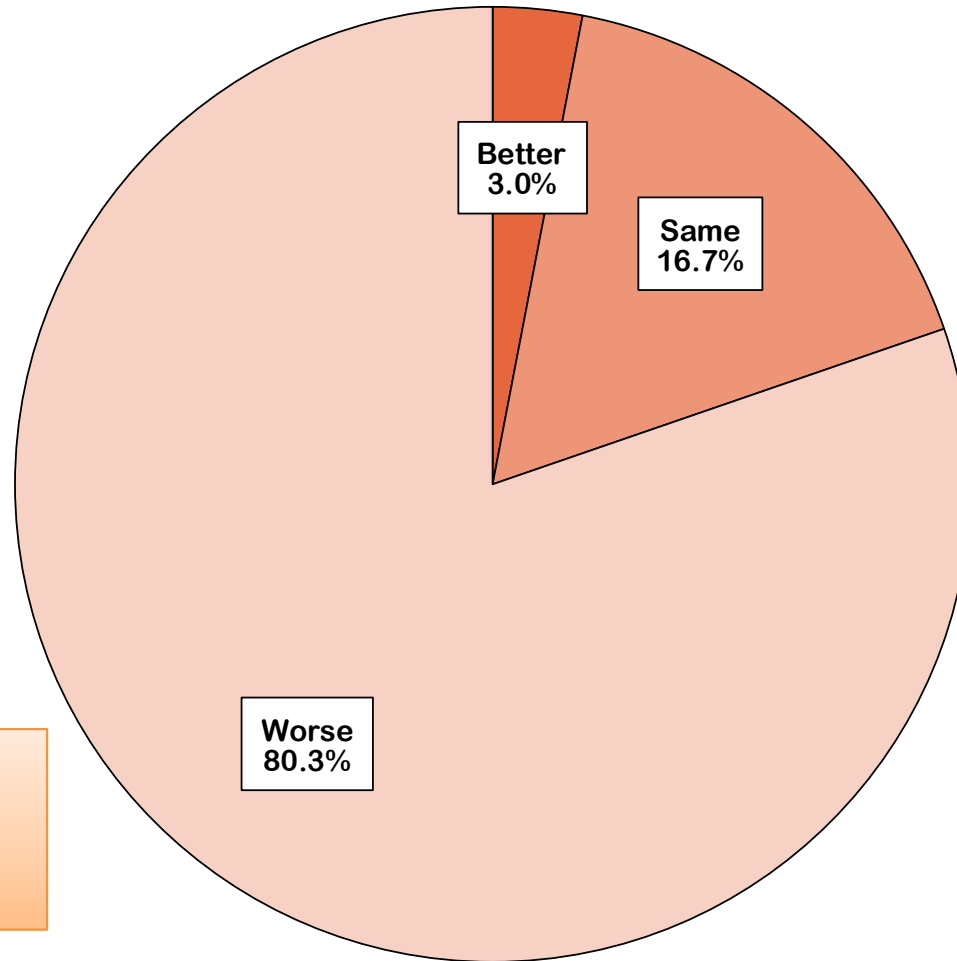
“Scarcity” was added as a category in 2014 after piloting of the survey revealed consistently high response rates for this issue.

Source: © AmericasBarometer, LAPOP; Venezuela 2007-2014 (draft0724)

Perceptions and experiences with *scarcity and the economy* are overwhelmingly negative

Over 80% of Venezuelans believe the national economic situation has worsened in 2014

SOCT2. Do you think that the country's current economic situation is better than, the same as or worse than it was 12 months ago? (1) Better (2) Same (3) Worse



To compare:

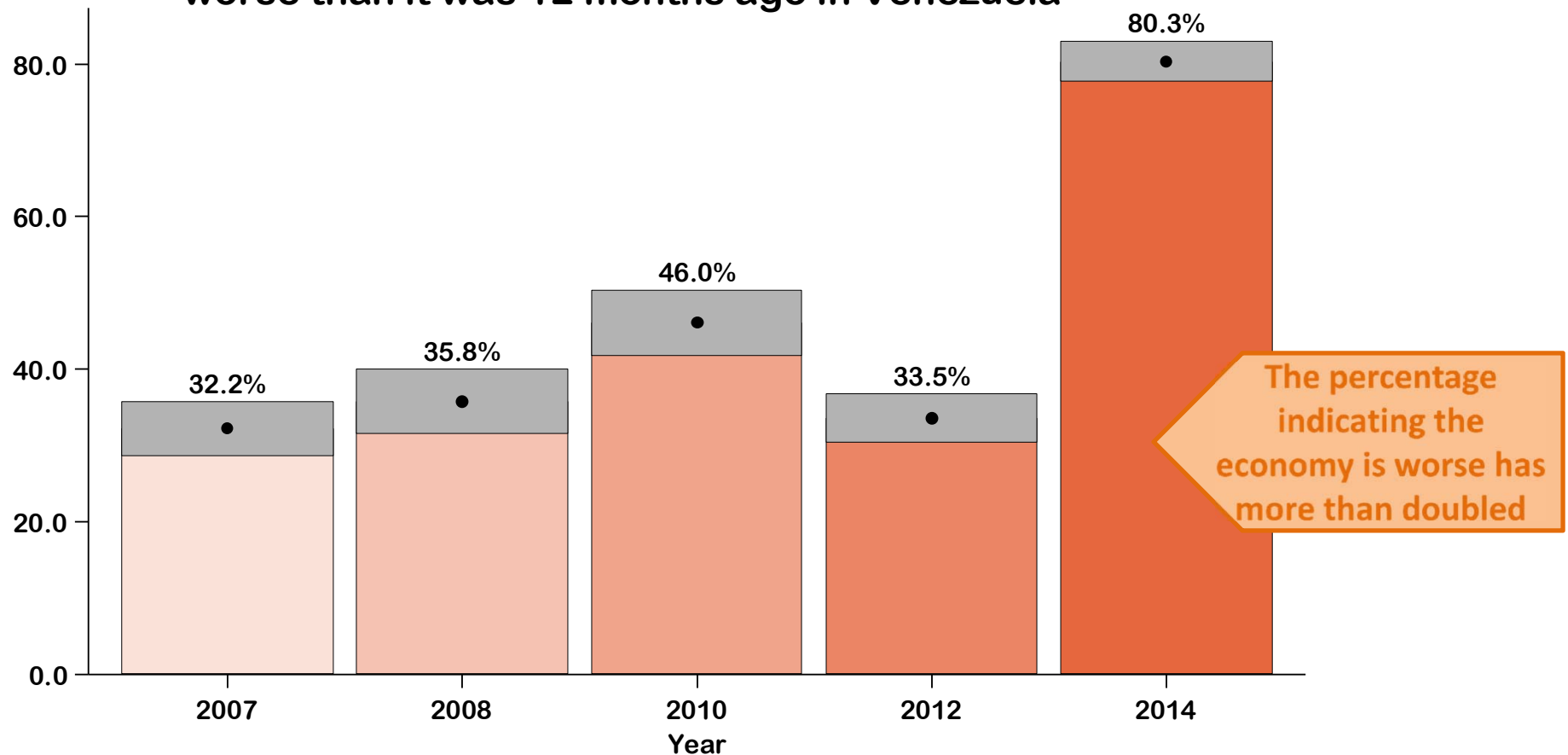
In the 2010 AmericasBarometer, for the LAC region as a whole, 39% answered "worse"

Perception of National Economic Situation

Source: © AmericasBarometer, LAPOP; Venezuela 2007-2014 (draft0724)

Perceptions of the national economic situation are *by far* the most negative in all survey rounds

Percentage who think the economy is worse than it was 12 months ago in Venezuela

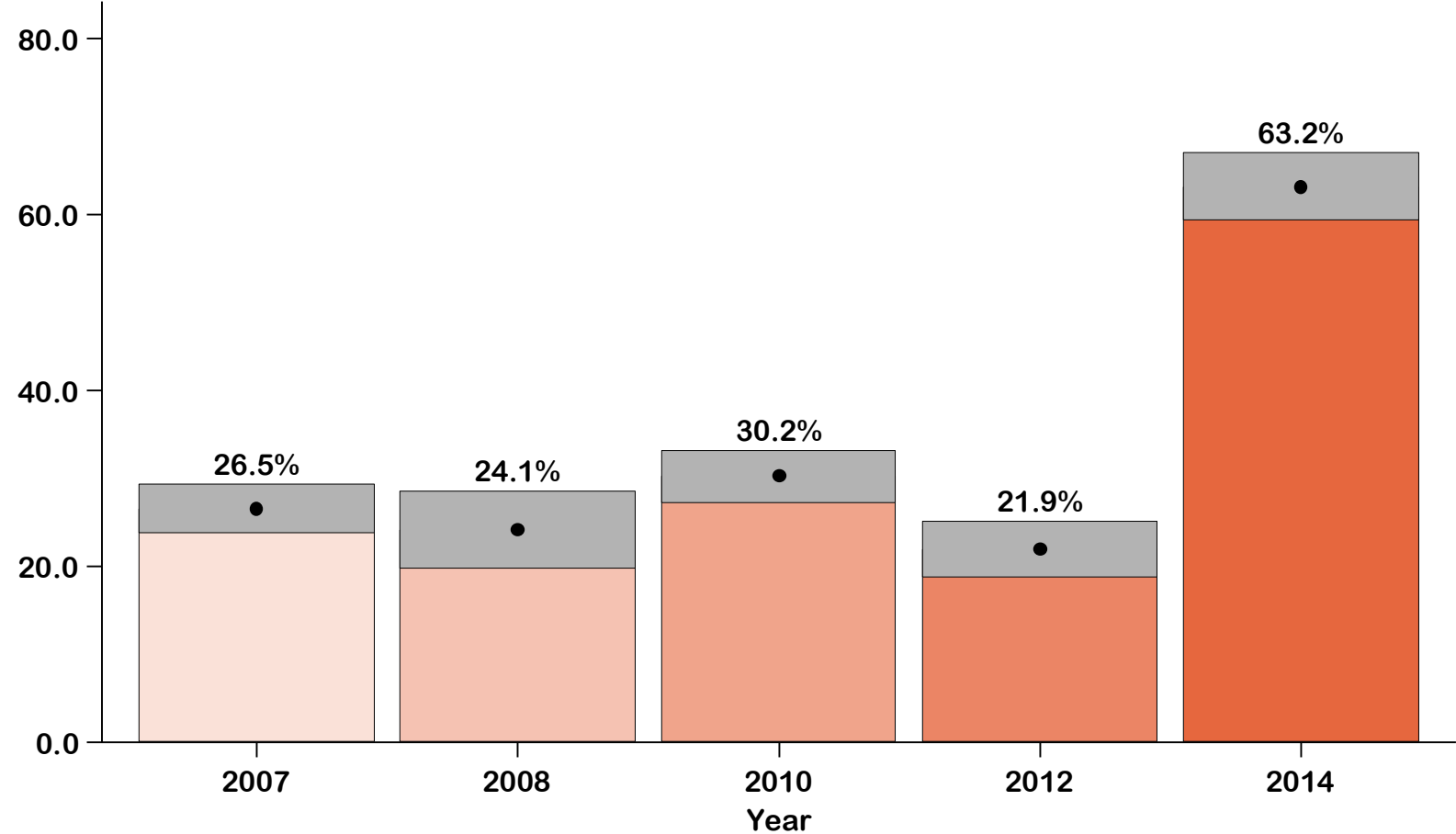


95 % Confidence Interval
(with Design-Effects)

Source: © AmericasBarometer, LAPOP; Venezuela 2007-2014 (draft0724)

Perceptions of personal economic situation are also *by far* worse in 2014 compared to prior years

Percentage who think their personal economic situation is worse than it was 12 months ago in Venezuela



95 % Confidence Interval (with Design-Effects)

Source: © AmericasBarometer, LAPOP; Venezuela 2007-2014 (draft0724)

New country-specific module included in the 2014 Venezuela survey:

Scarcity of Food and Basic Goods

VENESC1. Muchos hablan de escasez de alimentos y productos básicos en Venezuela. ¿Usted cree que la escasez de alimentos y productos básicos en Venezuela es un problema muy serio, algo serio, poco serio, nada serio, o no es un problema?

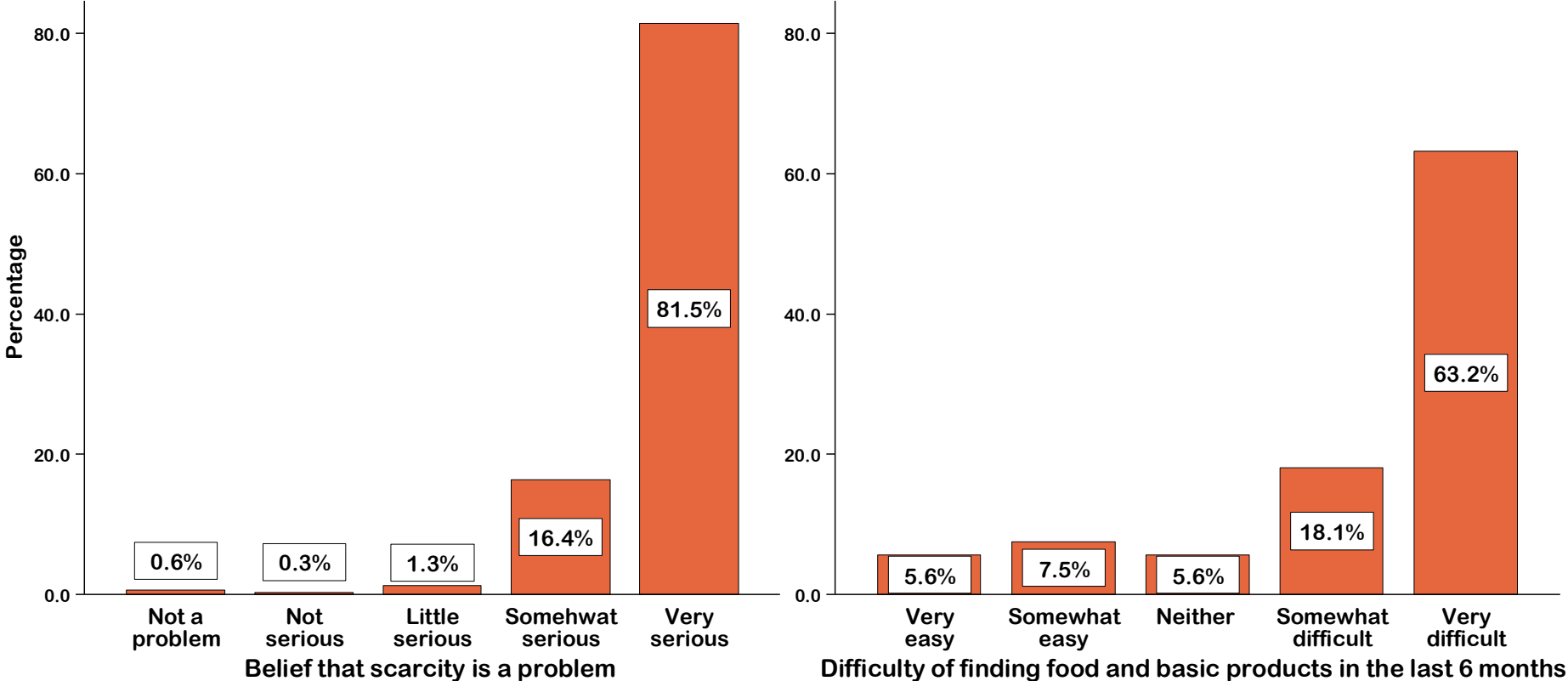
(1) Muy serio (2) Algo serio (3) Poco serio (4) Nada serio (5) No es un problema

VENESC2. ¿Que tan fácil o difícil ha sido para usted en los últimos 6 meses conseguir los alimentos y productos básicos que usted más consume en su hogar?

(1) Muy fácil (2) Algo fácil (3) Ni fácil, ni difícil (4) Algo difícil (5) Muy difícil

The vast majority of Venezuelans think that scarcity is a “very serious” problem and that finding food and basic goods is very difficult

Perceptions of the Scarcity of Food and Basic Goods, Venezuela 2014

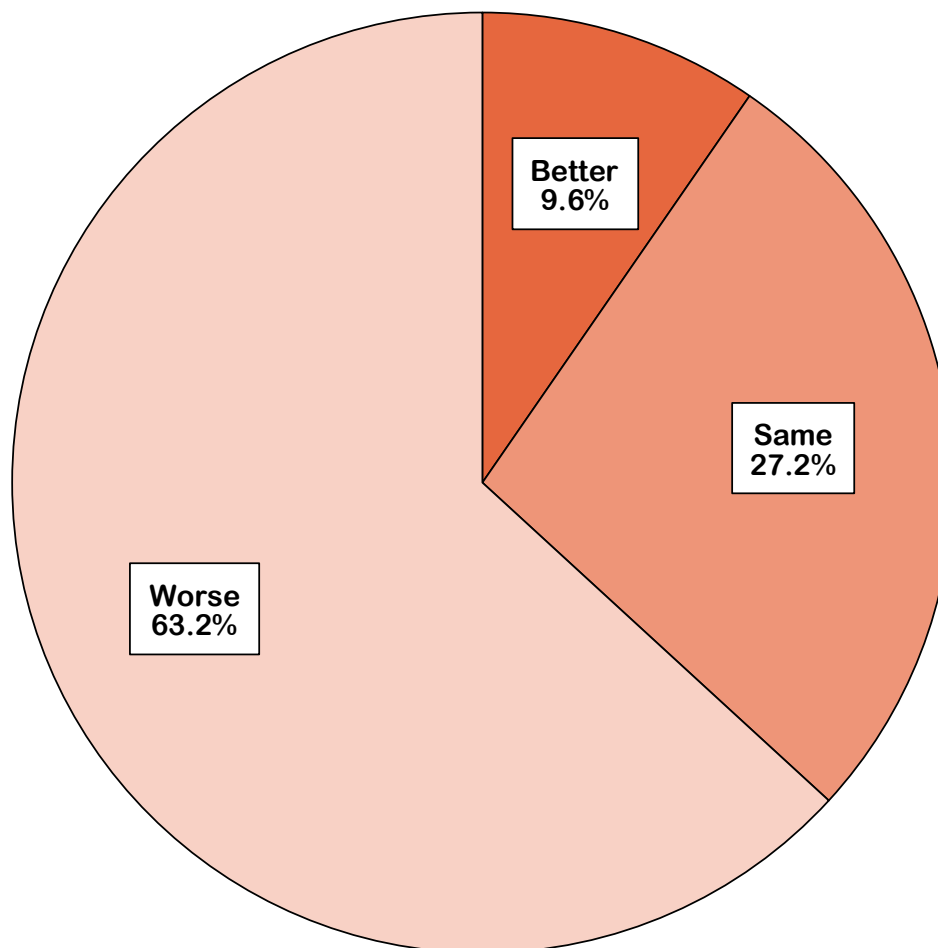


95 % Confidence Interval (with Design-Effects)

Source: © AmericasBarometer, LAPOP; Venezuela 2007-2014 (draft0724)

Venezuelans' retrospective evaluations of personal economic situations are also pessimistic in 2014

IDIO2. Do you think that your economic situation is better than, the same as, or worse than it was 12 months ago?
(1) Better (2) Same (3) Worse



Perception of Personal Economic Situation

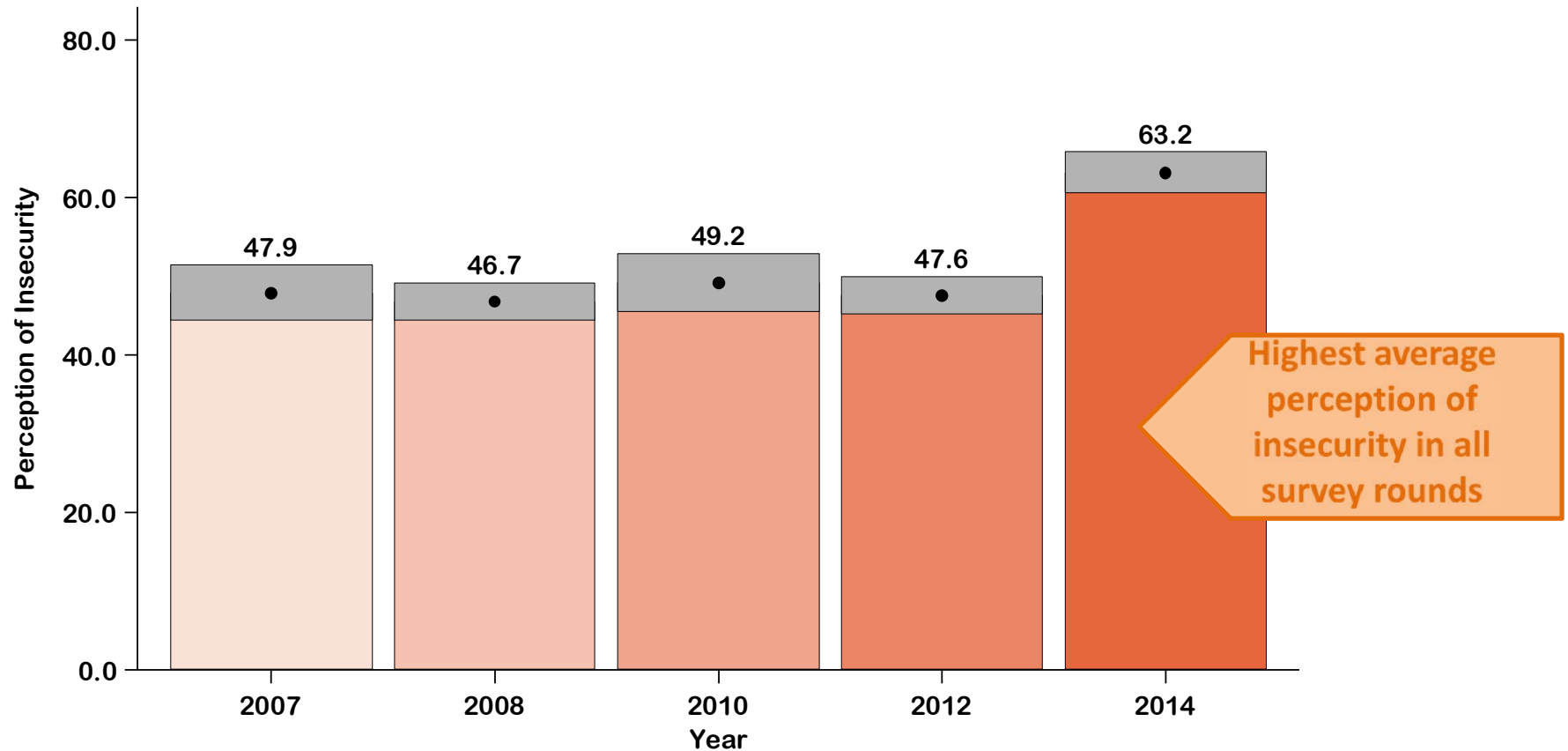
Source: © AmericasBarometer, LAPOP; Venezuela 2007-2014 (draft0724)

**The 2014 Venezuela survey finds increases
in *insecurity and crime***

Perceptions of insecurity increased in 2014

AOJ11. Speaking of the neighborhood where you live and thinking of the possibility of being assaulted or robbed, do you feel very safe, somewhat safe, somewhat unsafe or very unsafe? [coding: 0-100, with 0 = Very safe and 100 = Very unsafe]

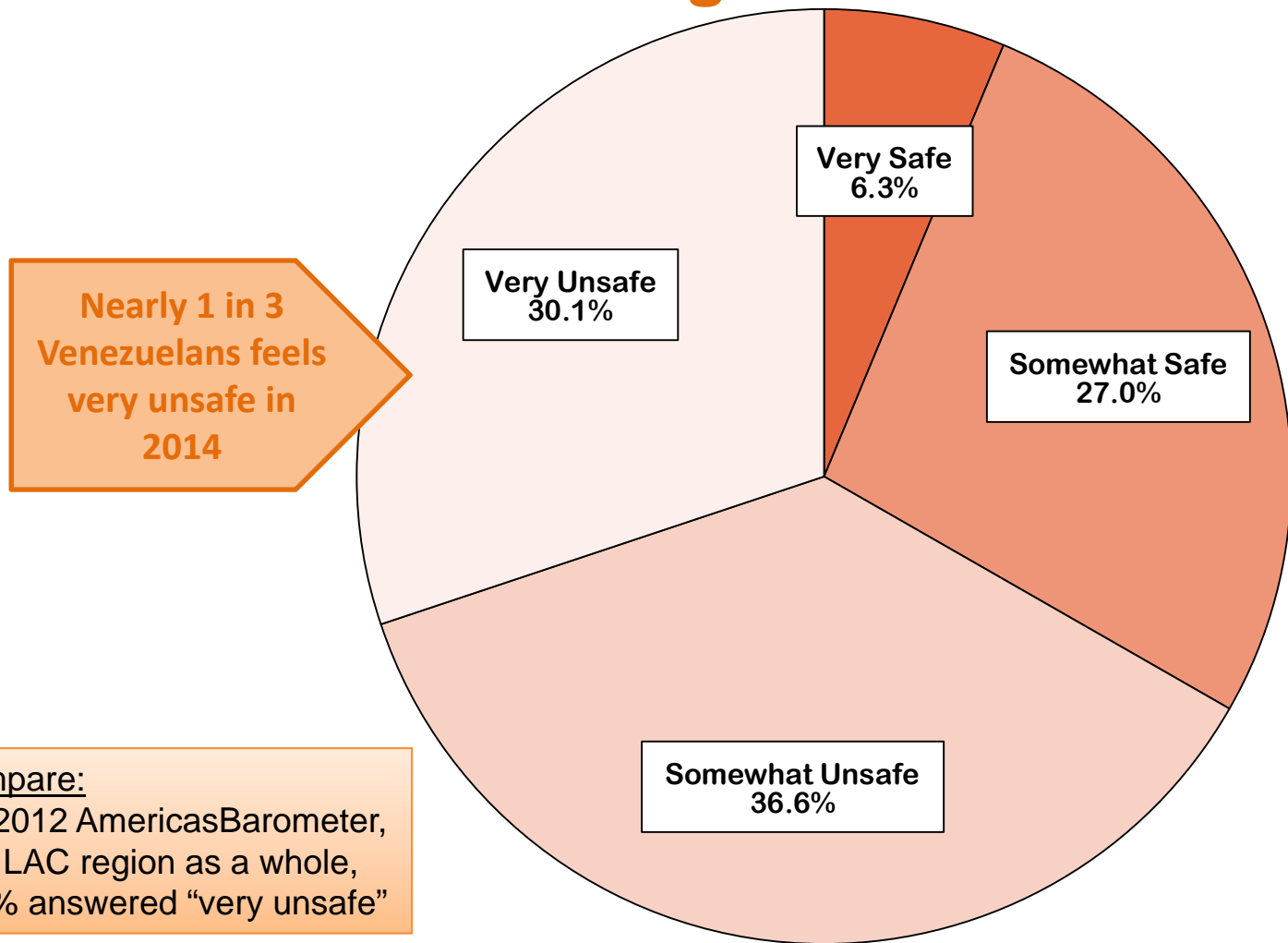
**Average perception of insecurity
in the last 12 months, Venezuela 2014**



95 % Confidence Interval
(with Design-Effects)

Source: © AmericasBarometer, LAPOP; Venezuela 2007-2014 (draft0724)

In 2014, nearly two-thirds of Venezuelans reported feeling some degree of insecurity in their neighborhood



To compare:
In the 2012 AmericasBarometer, for the LAC region as a whole, only 8% answered "very unsafe"

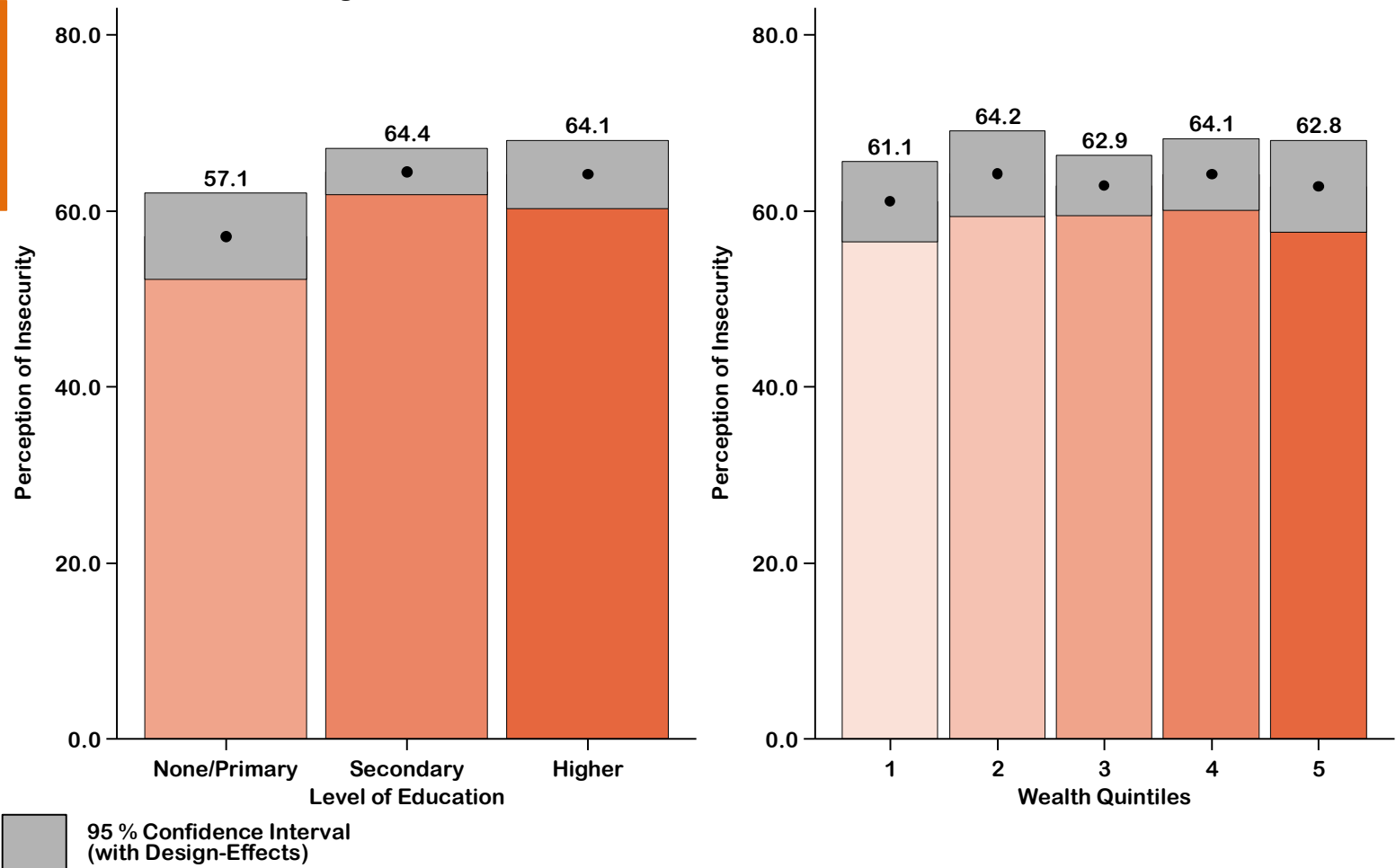
Perceptions of Insecurity

Source: © AmericasBarometer, LAPOP; Venezuela 2007-2014 (draft0724)

Those with the highest levels of education have higher perception of insecurity, while there are no differences across wealth levels

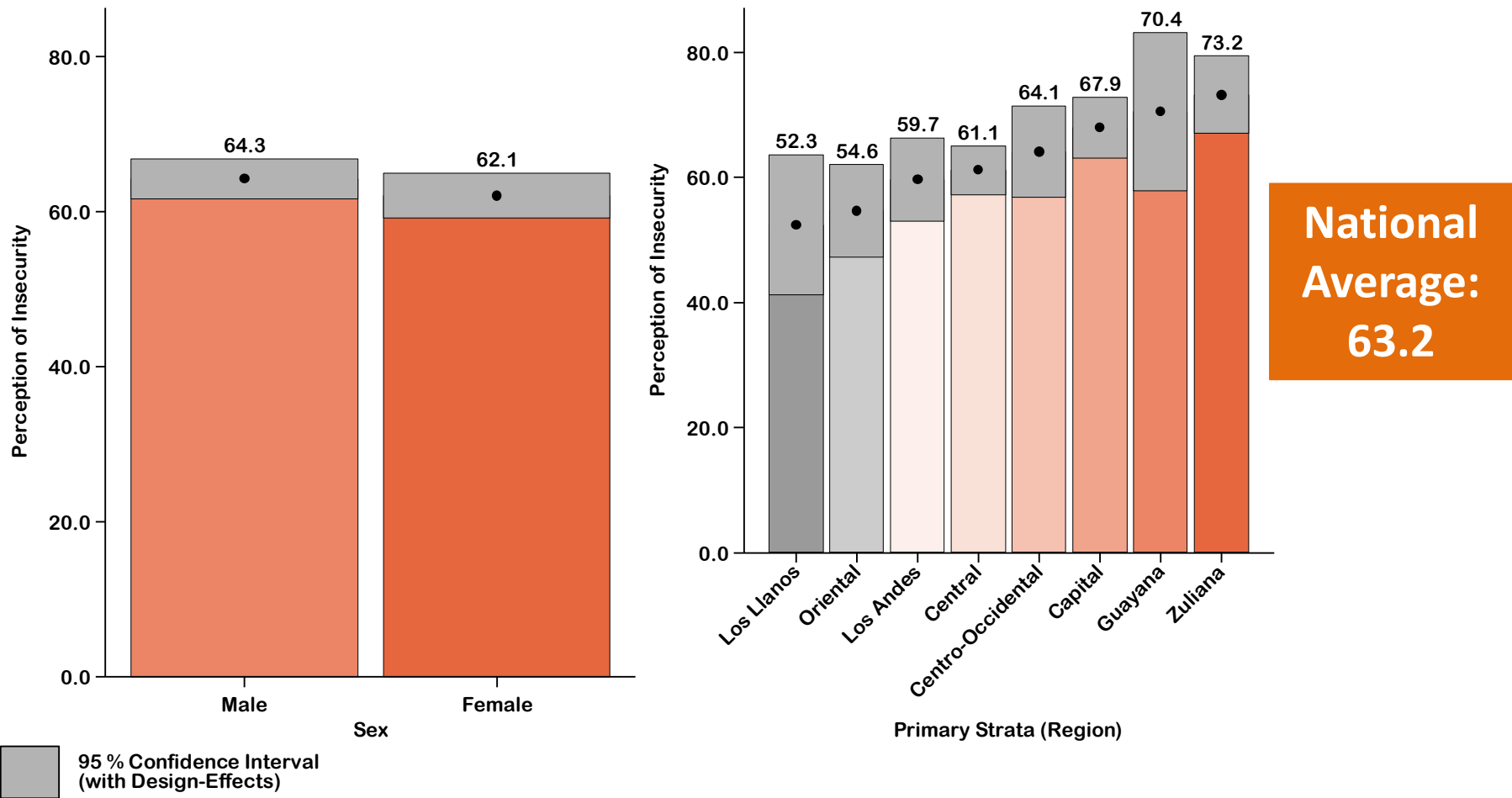
Average perception of insecurity in the last 12 months by education level and wealth, Venezuela 2014

National Average:
63.2



Residents of Caracas, Zulia and Guayana regions report the highest levels of insecurity in 2014

Average perception of insecurity in the last 12 months by gender and place of residence, Venezuela 2014

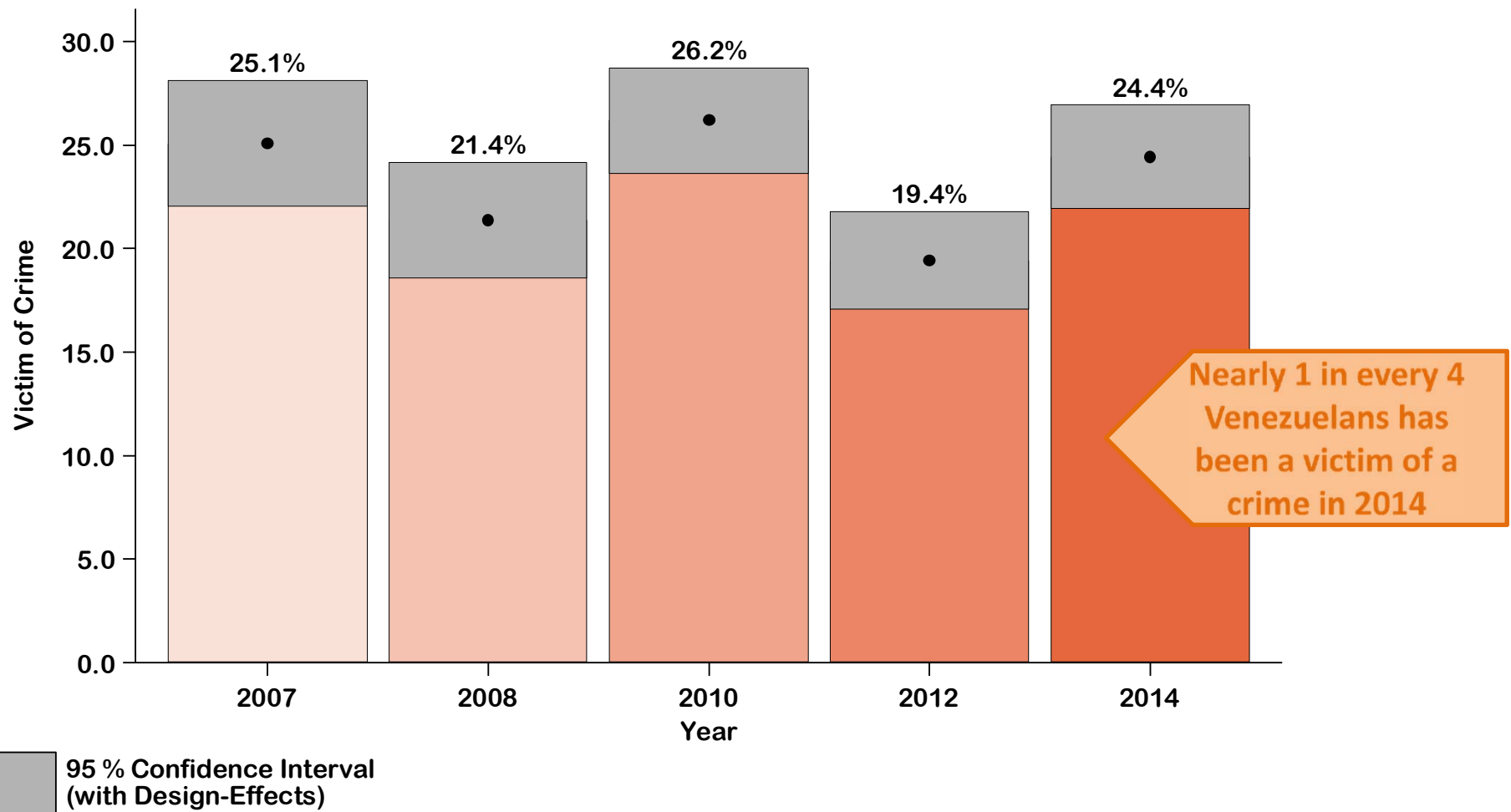


Source: © AmericasBarometer, LAPOP; Venezuela 2007-2014 (draft0724)

Reports of crime victimization increased in 2014

VIC1EXT. Now, changing the subject, have you been a victim of any type of crime in the past 12 months? That is, have you been a victim of robbery, burglary, assault, fraud, blackmail, extortion, violent threats or any other type of crime in the past 12 months?

Percentage that reports being a victim of crime in the last 12 months, Venezuela 2014

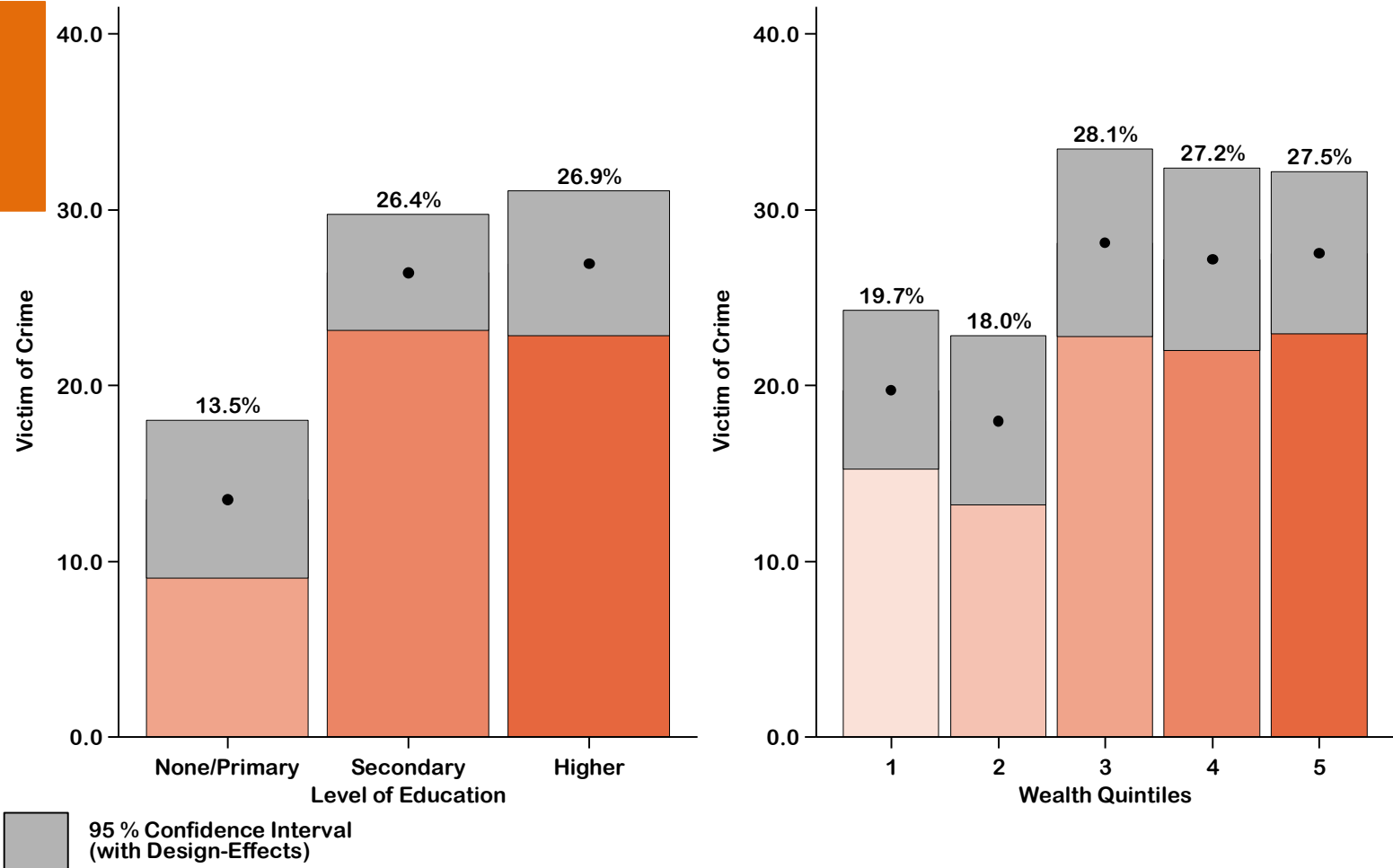


Source: © AmericasBarometer, LAPOP; Venezuela 2007-2014 (draft0724)

More educated and wealthier Venezuelans report a greater percentage of crime victimization

Percentage that reports being a victim of crime in the last 12 months by education level and wealth, Venezuela 2014

**National
Average:
24.41%**



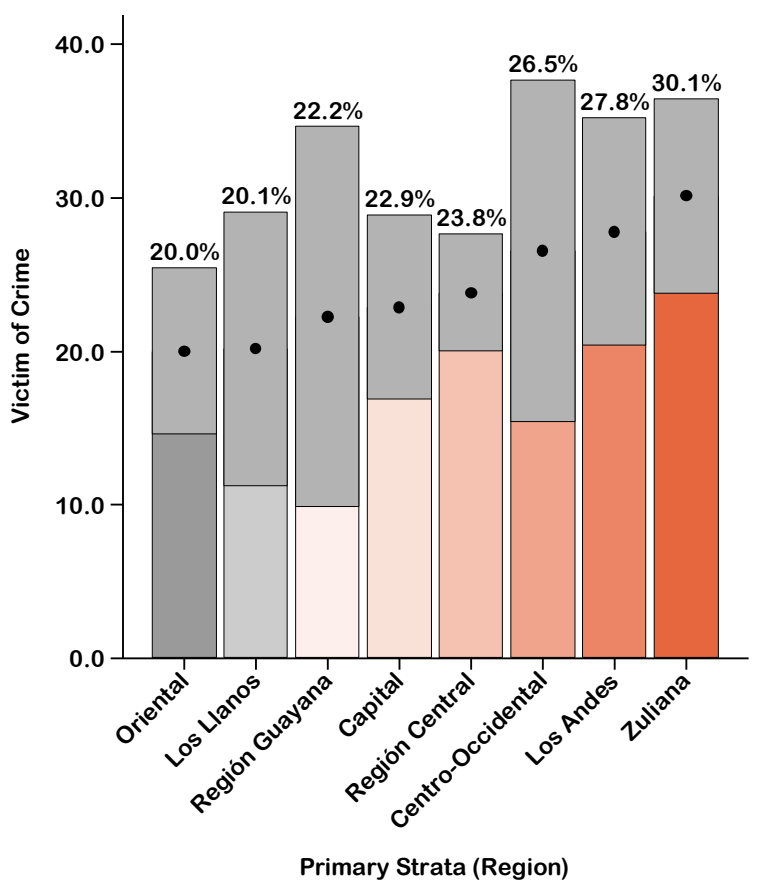
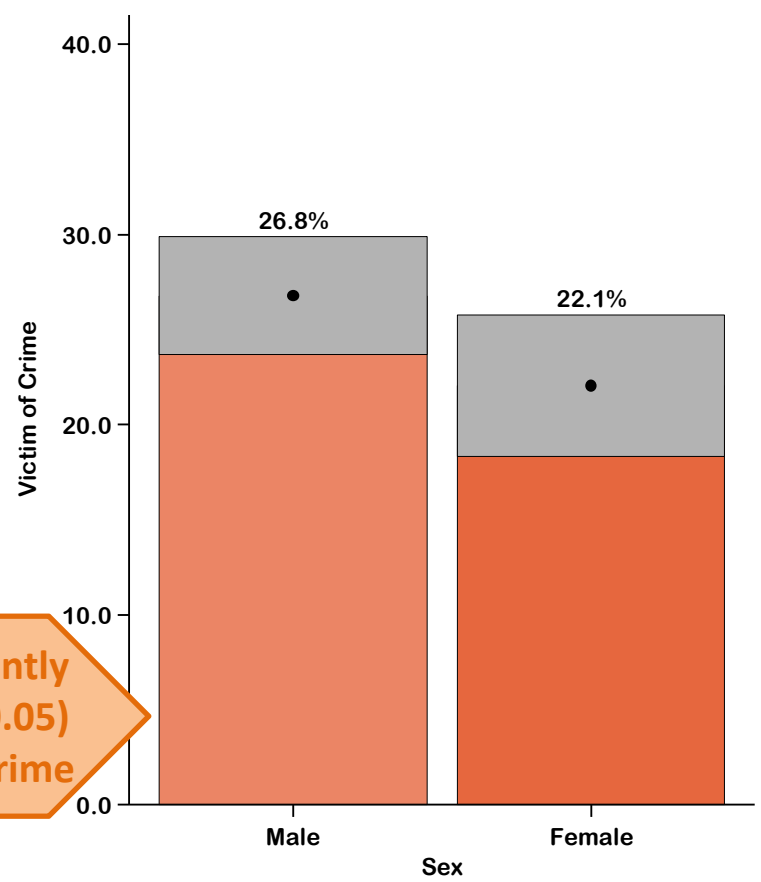
Source: © AmericasBarometer, LAPOP; Venezuela 2007-2014 (draft0724)

Men also report higher percentages of crime victimization in 2014, while there is little differentiation across regions of the country

Percentage that reports being a victim of crime in the last 12 months by gender and place of residence, Venezuela 2014

National Average: 24.41%

Men are significantly more likely ($p = 0.05$) to be victims of crime

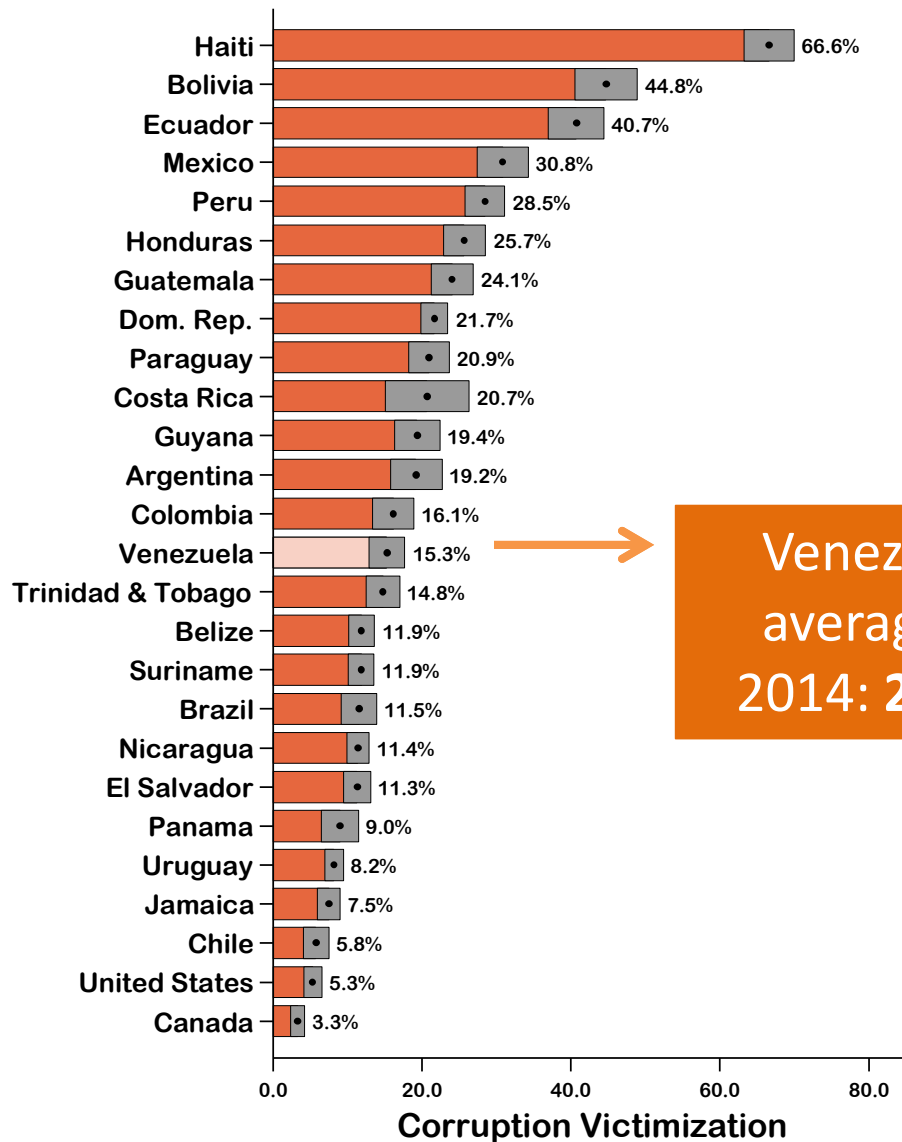


95 % Confidence Interval (with Design-Effects)

Source: © AmericasBarometer, LAPOP; Venezuela 2007-2014 (draft0724)

Corruption victimization has increased,
and satisfaction with ***government***
efforts on corruption have decreased

Corruption victimization in the Americas, 2012



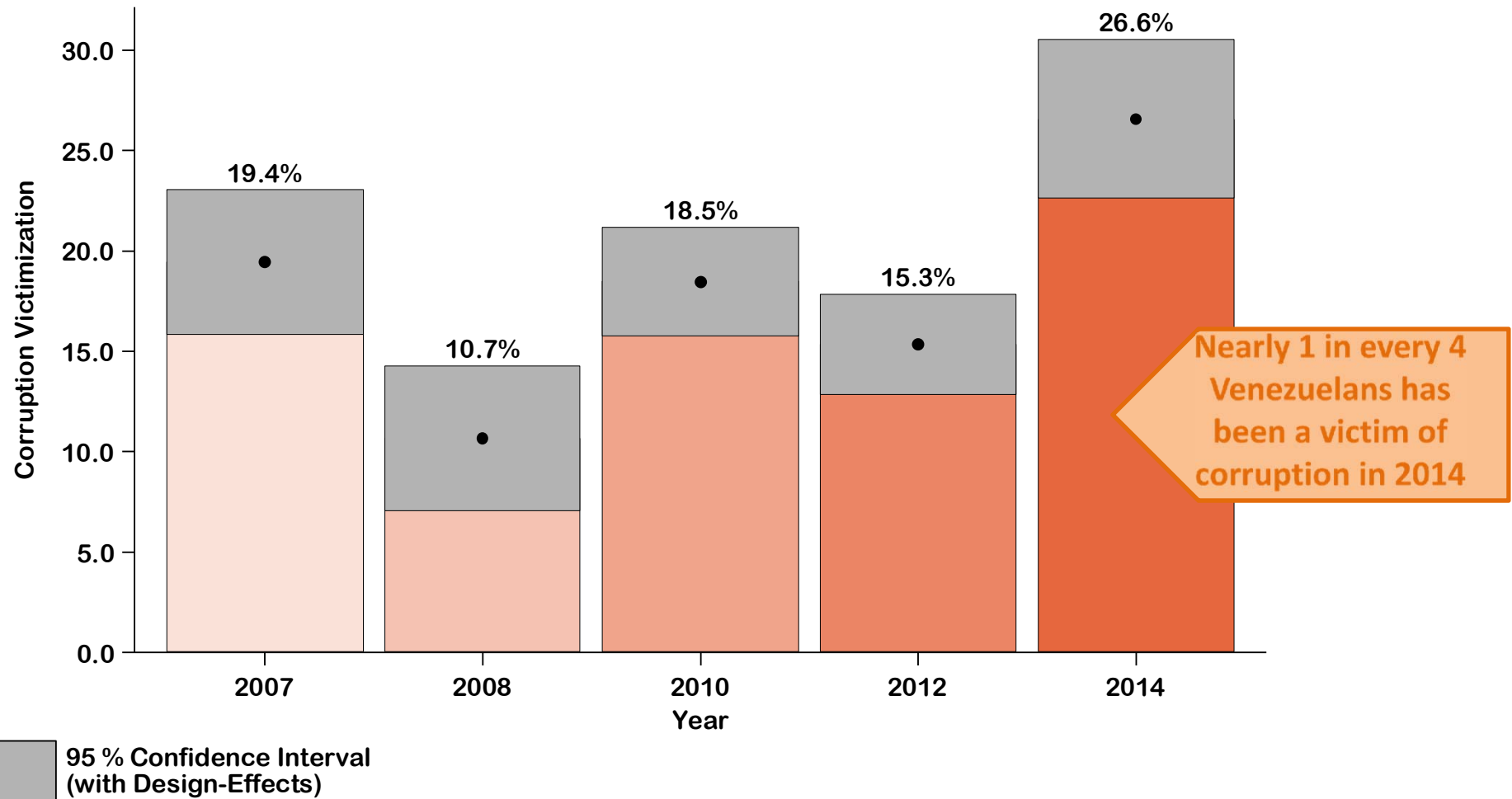
Percent responding yes to one or more of the following:

- EXC2.** Has a police officer asked you for a bribe in the last twelve months?
- EXC6.** In the last twelve months, did any government employee ask you for a bribe?
- EXC11.** In the last twelve months, to process any kind of document in your local government, like a permit for example, did you have to pay any money above that required by law?
- EXC13.** In your work, have you been asked to pay a bribe in the last twelve months?
- EXC14.** Did you have to pay a bribe to the courts in the last twelve months?
- EXC15.** In order to be seen in a hospital or a clinic in the last twelve months, did you have to pay a bribe?
- EXC16.** Have you had to pay a bribe at school in the last twelve months?

95 % Confidence Interval (with Design-Effects)

Reports of corruption victimization increased significantly in 2014, reaching the highest levels since at least 2007

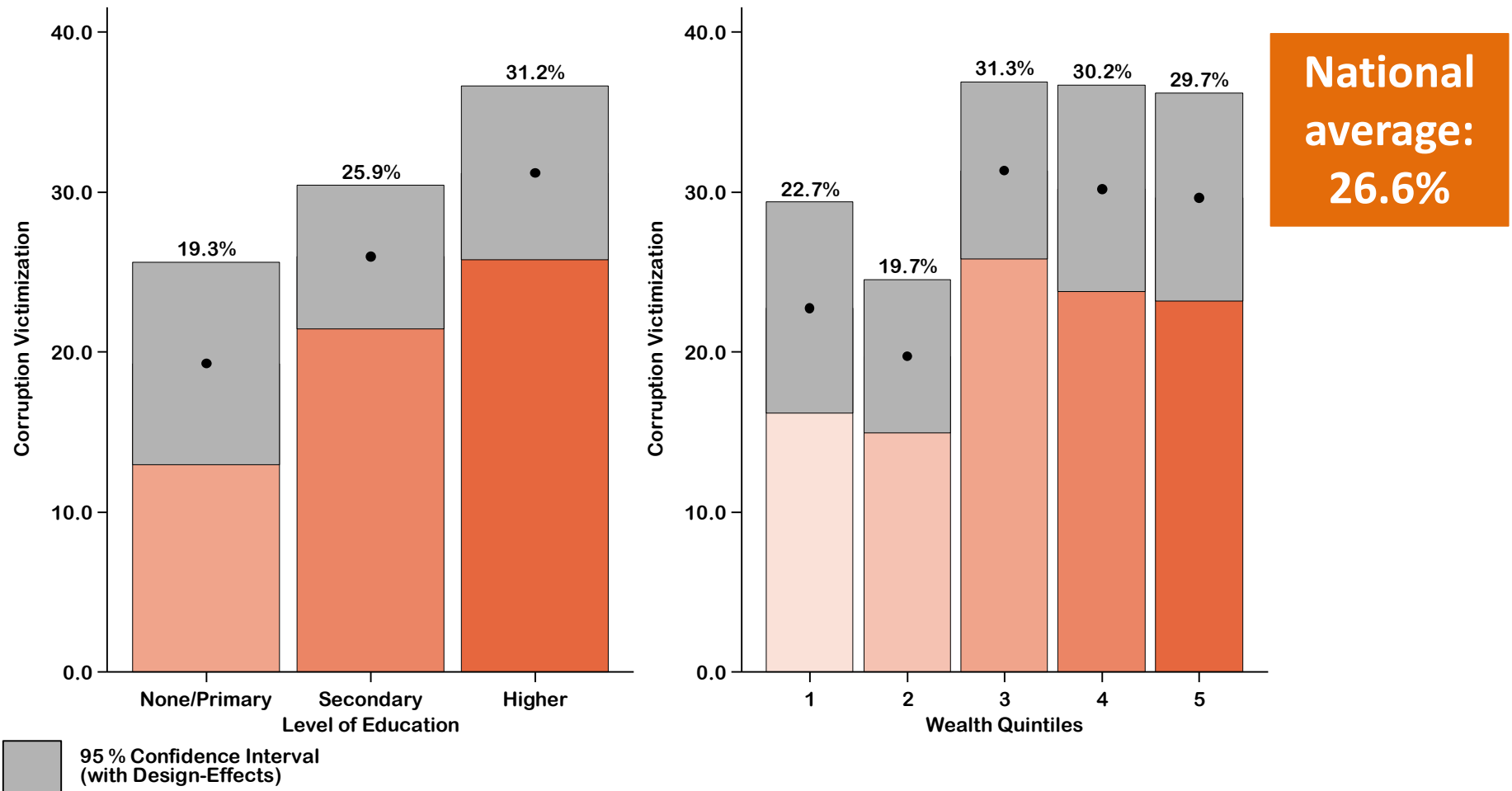
Percentage that reports being a victim of corruption in the last 12 months, Venezuela 2014



Source: © AmericasBarometer, LAPOP; Venezuela 2007-2014 (draft0724)

More educated and wealthier Venezuelans report the highest corruption victimization levels in 2014

Percentage that reports being a victim of corruption in the last 12 months by education level and wealth, Venezuela 2014

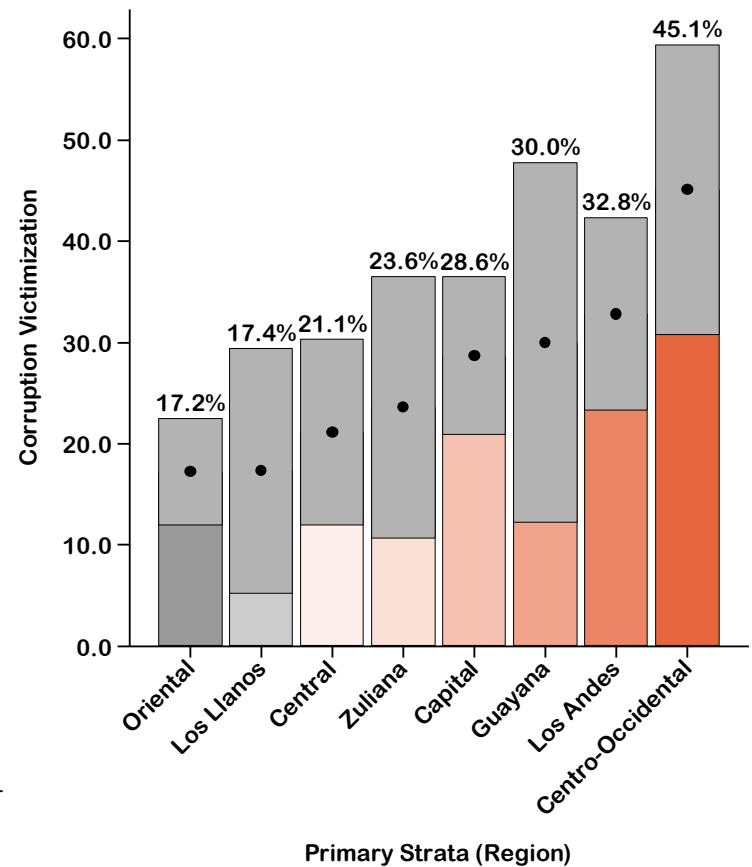
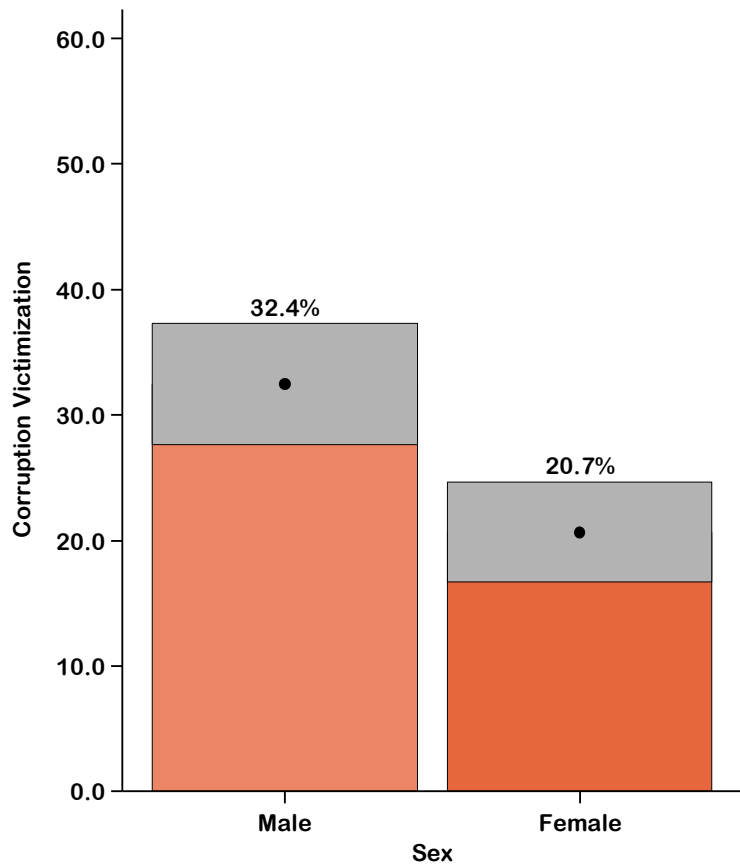


Source: © AmericasBarometer, LAPOP; Venezuela 2007-2014 (draft0724)

Men and residents of the Central-West, Guayana and Andean regions report the highest levels of corruption victimization in 2014

Percentage that reports being a victim of corruption in the last 12 months by gender and place of residence, Venezuela 2014

National average: 26.6%



95 % Confidence Interval (with Design-Effects)

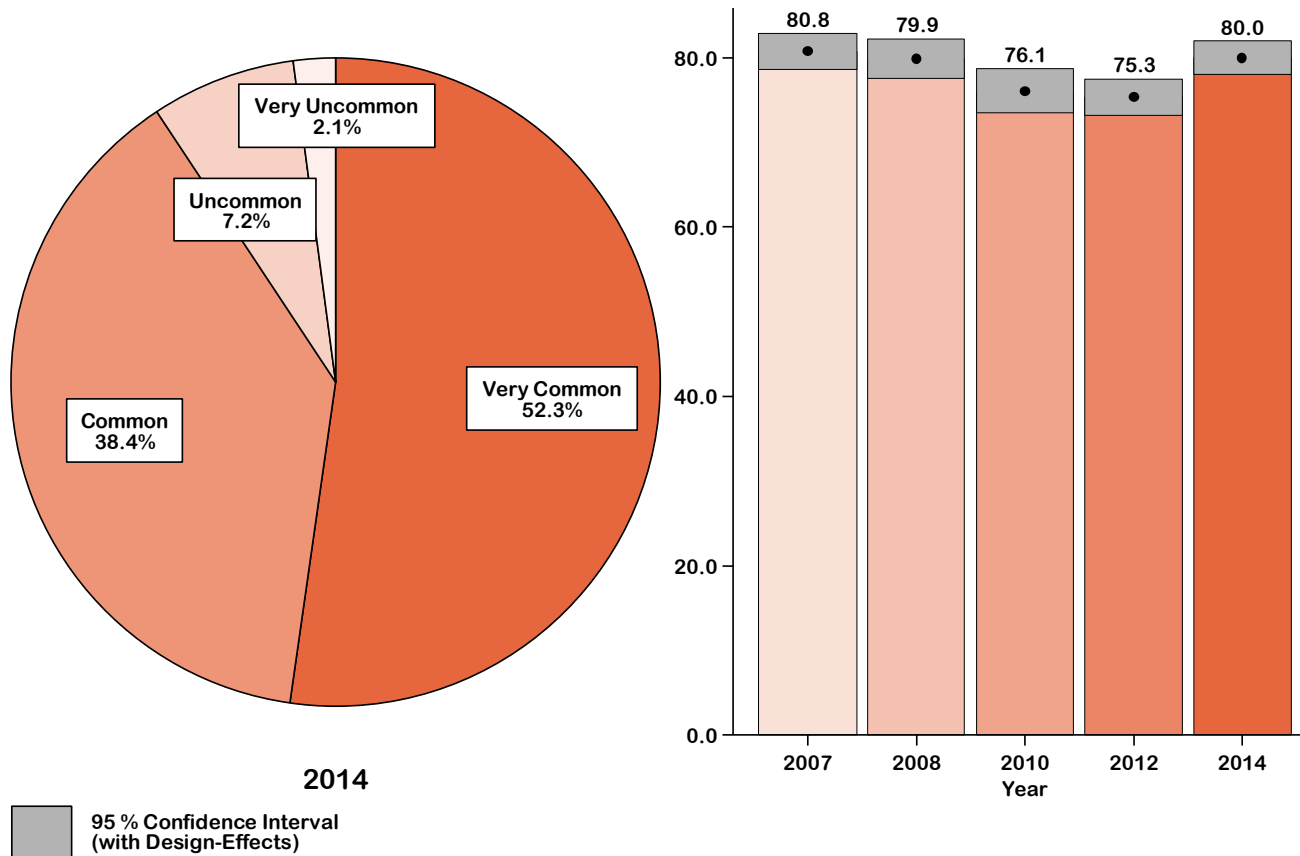
Source: © AmericasBarometer, LAPOP; Venezuela 2007-2014 (draft0724)

Over half of Venezuelans believe corruption is very common in 2014 and these perceptions are stable over time

EXC7. Taking into account your own experience or what you have heard, corruption among public officials is:
(1) Very common (2) Common (3) Uncommon or (4) Very uncommon?

The variable EXC7 is recoded from 0-100, where 0 = Very uncommon and 100 = Very common

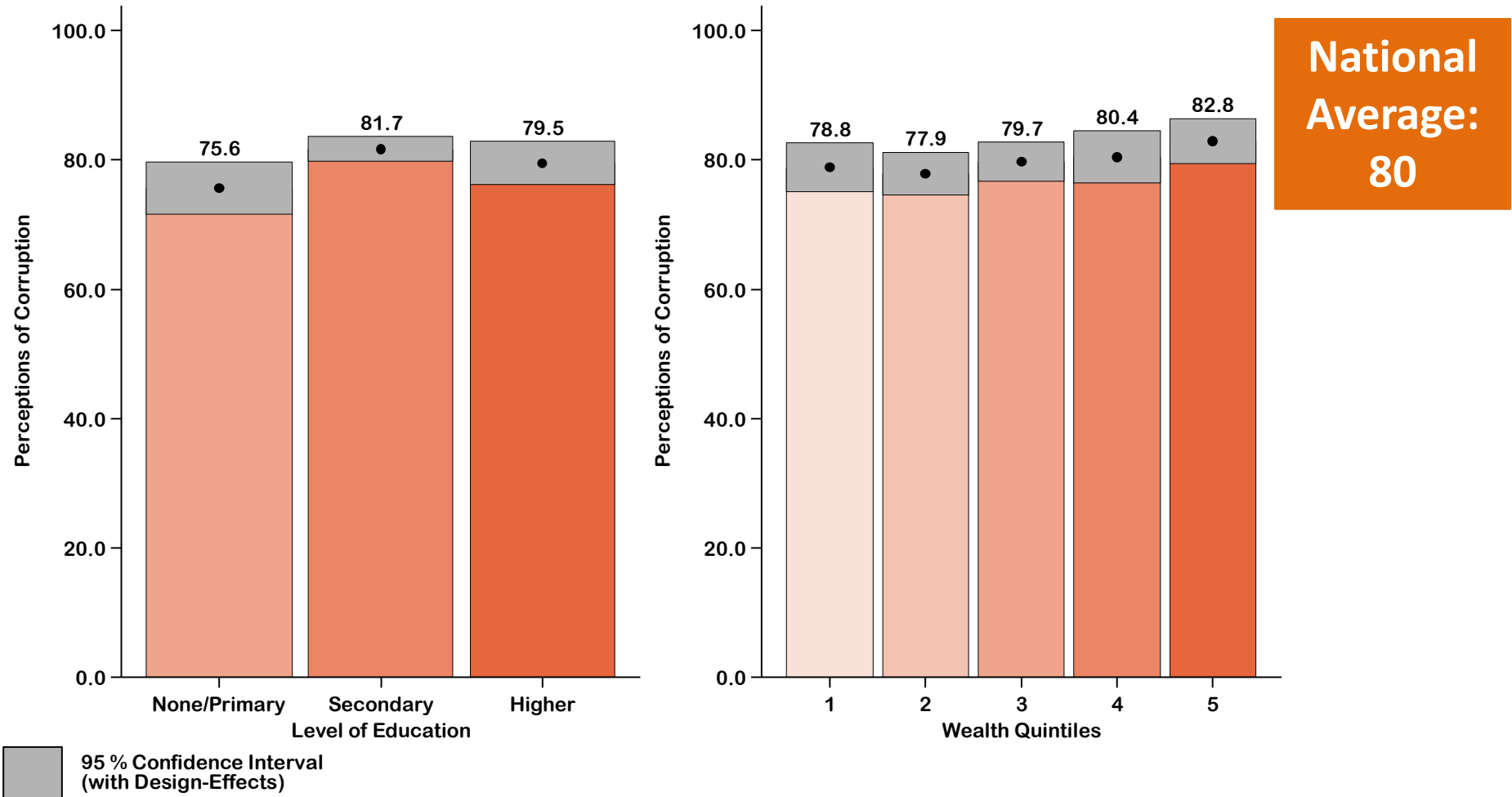
Perceptions of Corruption in Venezuela



Source: © AmericasBarometer, LAPOP; Venezuela 2007-2014 (draft0724)

There are no major differences among social classes in terms of corruption perception in 2014

Average perception of corruption by education level and wealth, Venezuela 2014

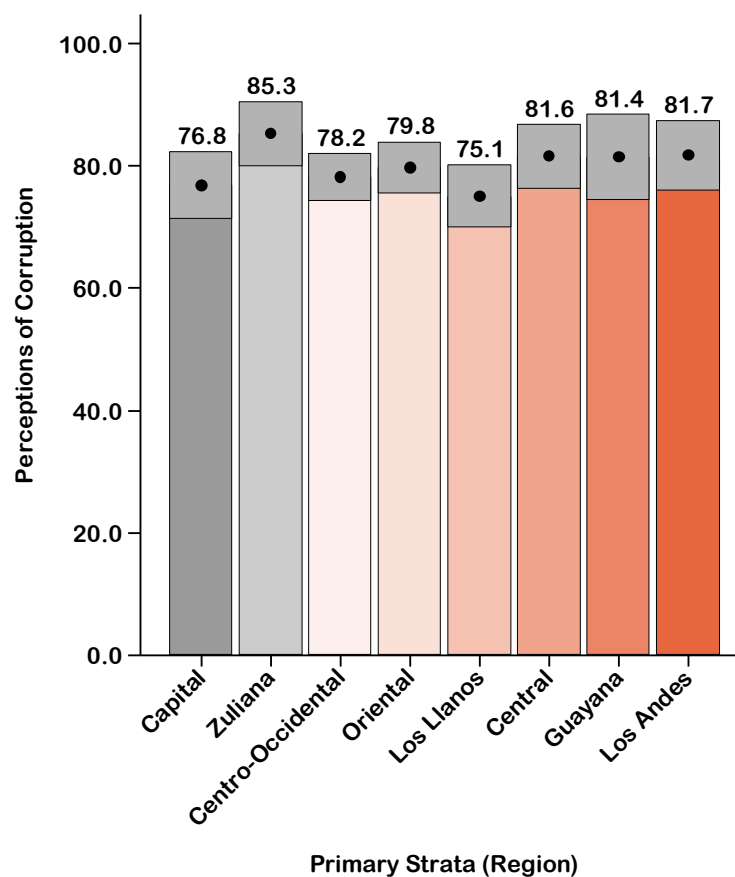
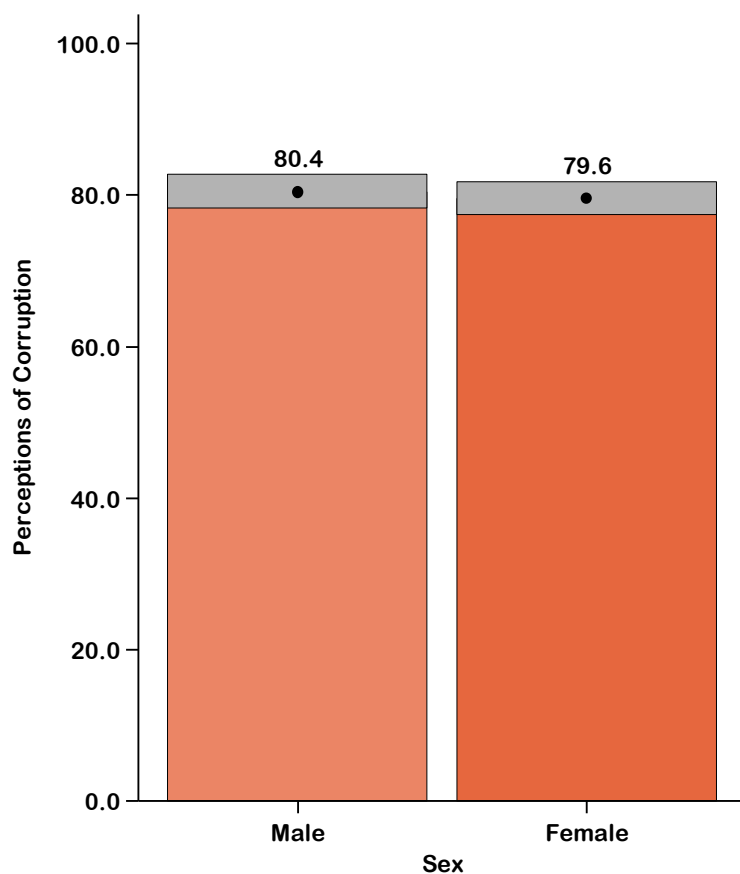


Source: © AmericasBarometer, LAPOP; Venezuela 2007-2014 (draft0724)

There are also no major differences in sex or place of residence in terms of corruption perceptions in 2014

Average perception of corruption by gender and place of residence, Venezuela 2014

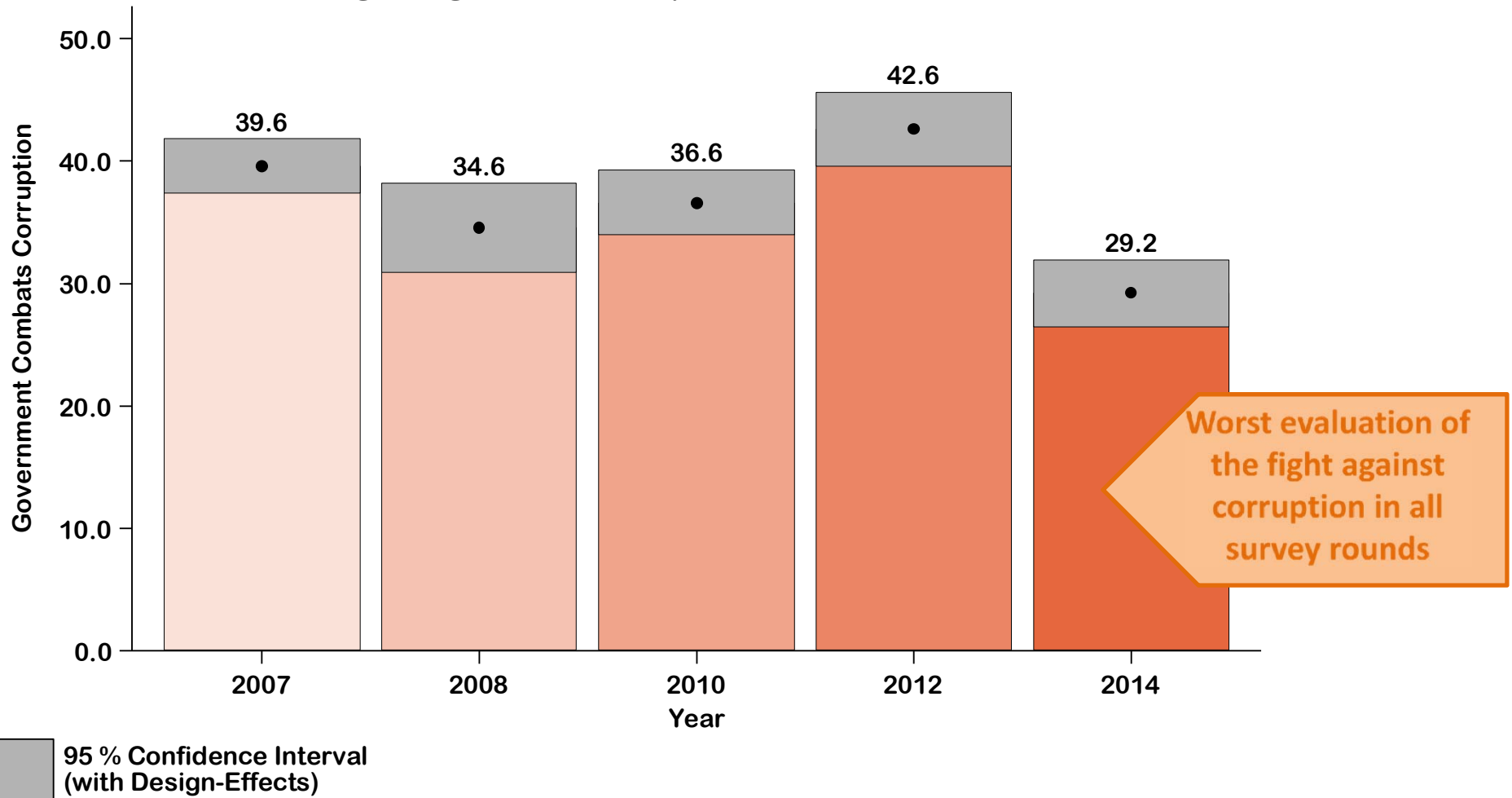
National Average:
80



95 % Confidence Interval (with Design-Effects)

Venezuelans' level of satisfaction with the fight against corruption has dropped significantly

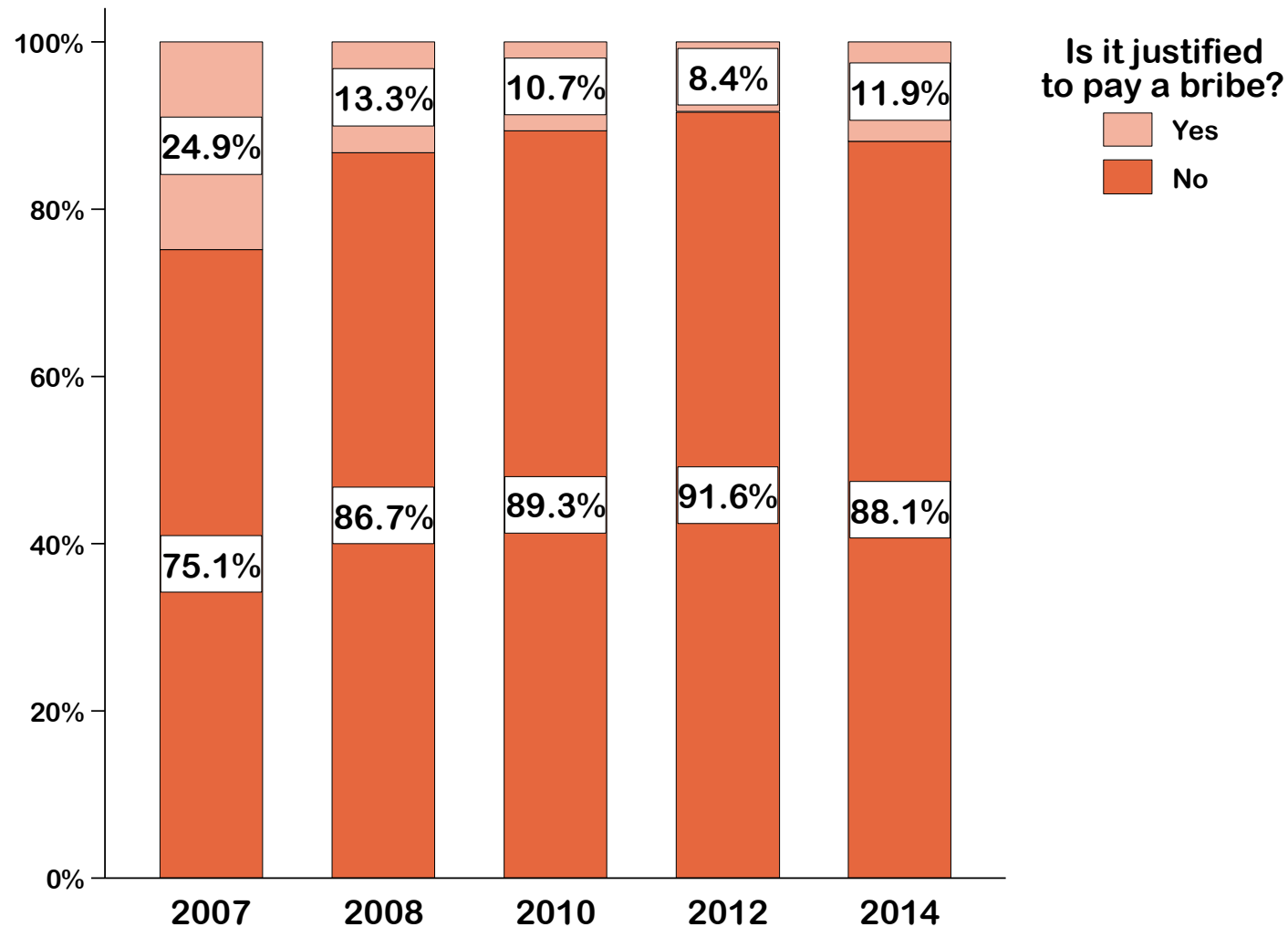
Average performance evaluations of the government's fight against corruption in Venezuela



Source: © AmericasBarometer, LAPOP; Venezuela 2007-2014 (draft0724)

The percentage of Venezuelans who justify the payment of bribes remains low

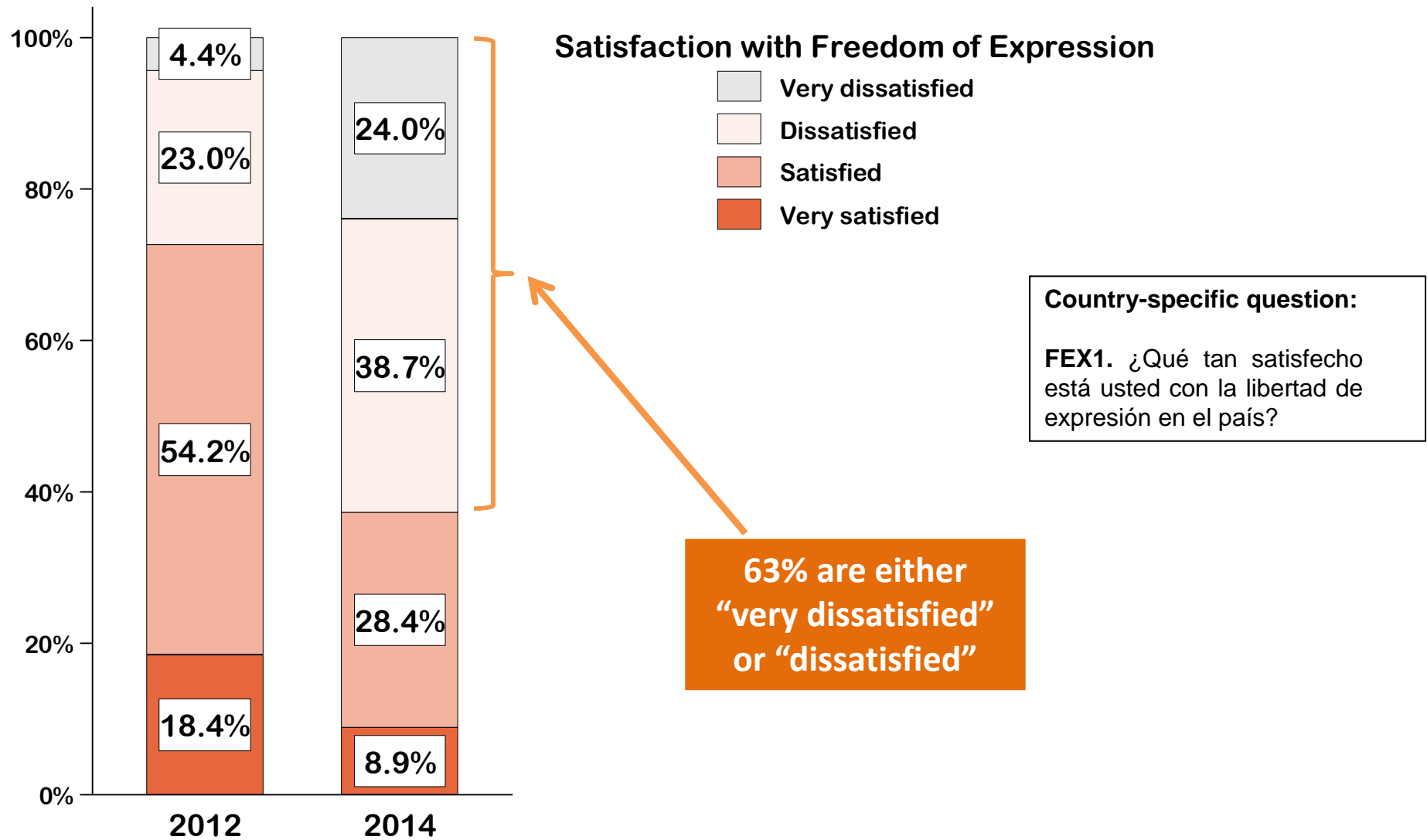
EXC18. Do you think given the way things are, sometimes paying a bribe is justified? (1) Yes (2) No



Source: © AmericasBarometer, LAPOP; Venezuela 2007-2014 (draft0724)

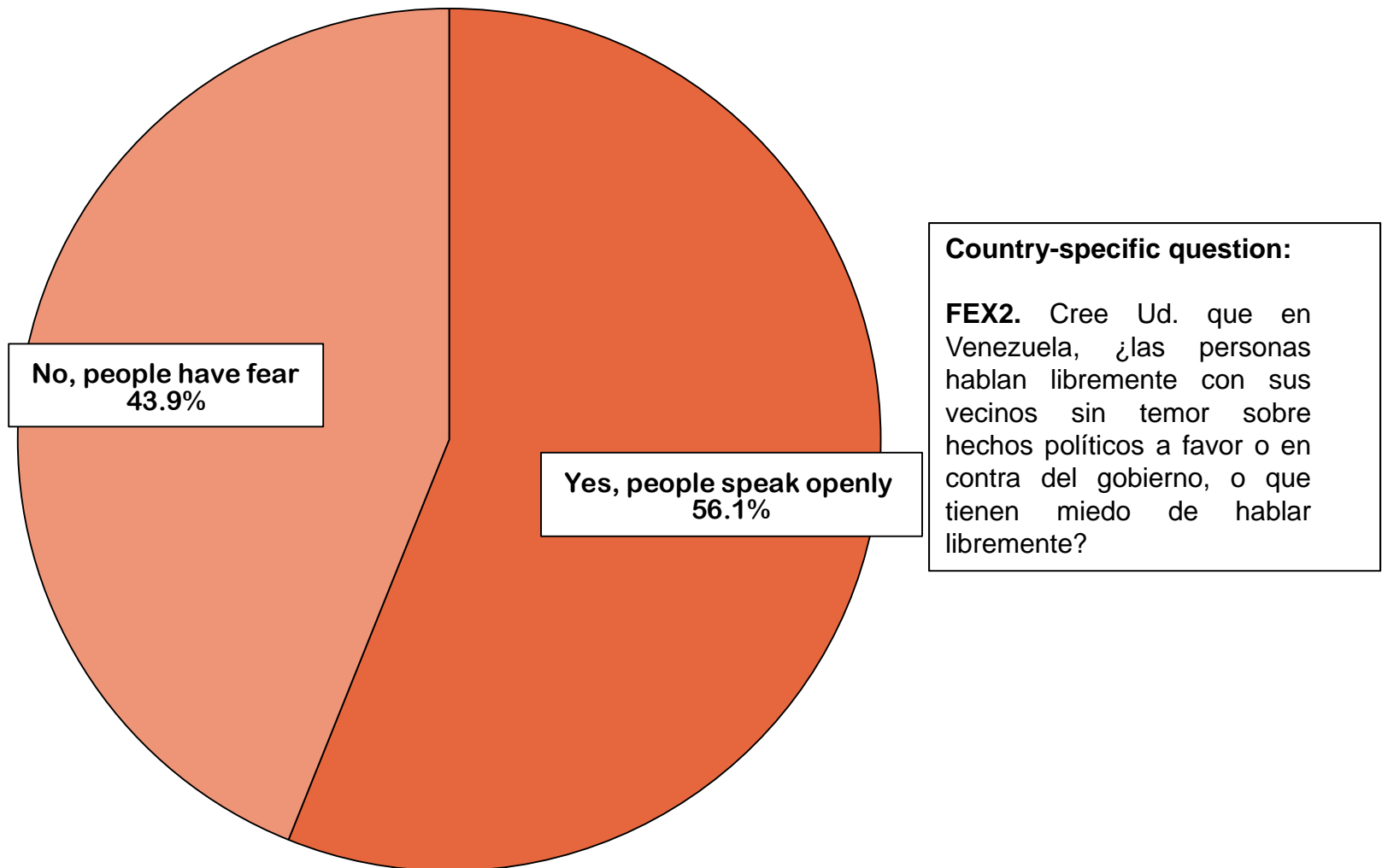
**Concerns about *freedom of expression*
are elevated in Venezuela**

Venezuelans have grown increasingly *dissatisfied* with freedom of expression in the country



Source: © AmericasBarometer, LAPOP; Venezuela 2007-2014 (draft0724)

Nearly 45% of Venezuelans think people fear talking about politics



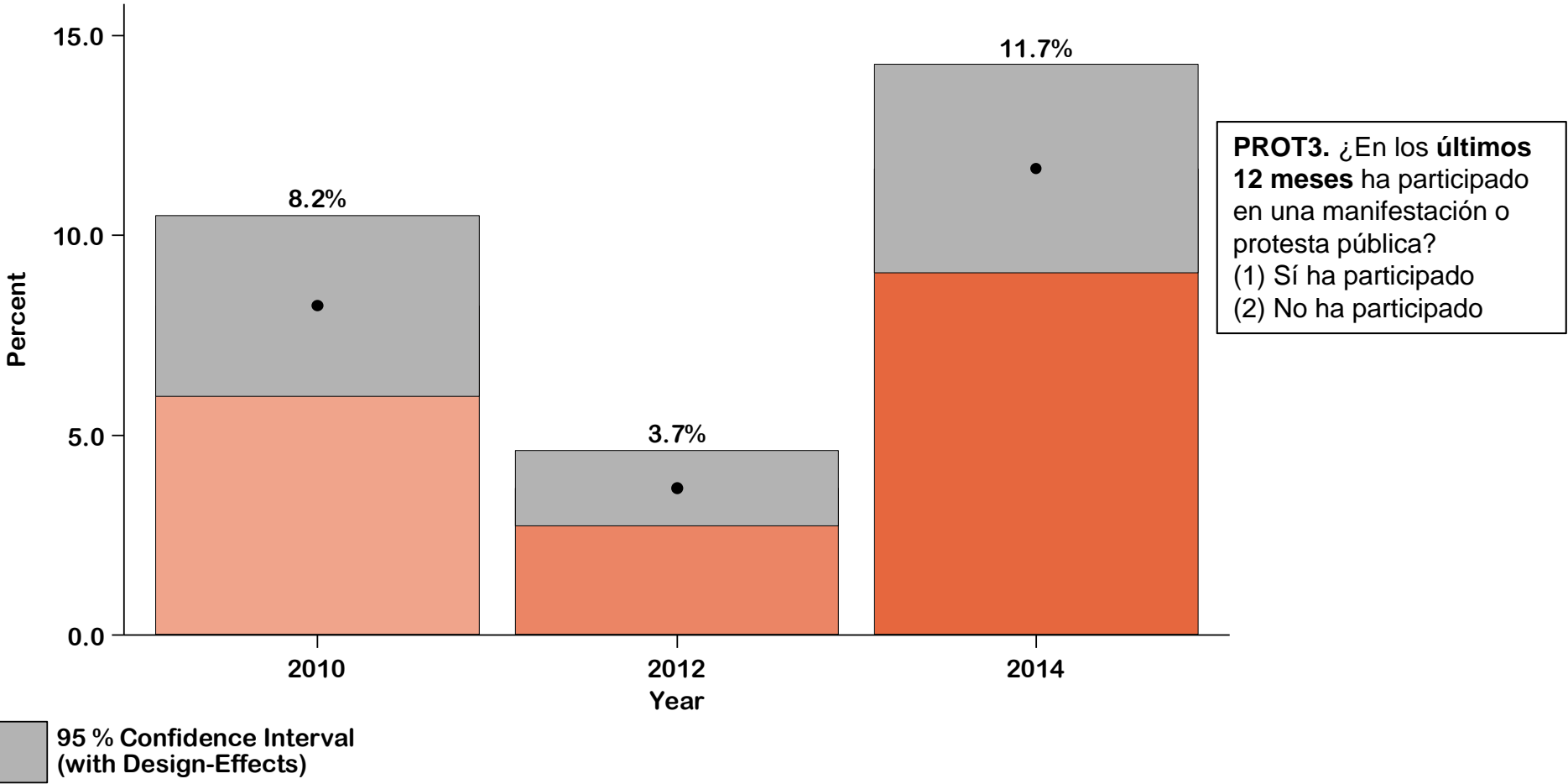
Is there freedom to speak openly in favor or against the government?

Source: © AmericasBarometer, LAPOP; Venezuela 2007-2014 (draft0724)

As Venezuelans react to bad times, *protest, perceptions of socio-political conflict and polarization* are all elevated in 2014

Protest rates nearly tripled between 2012 and 2014

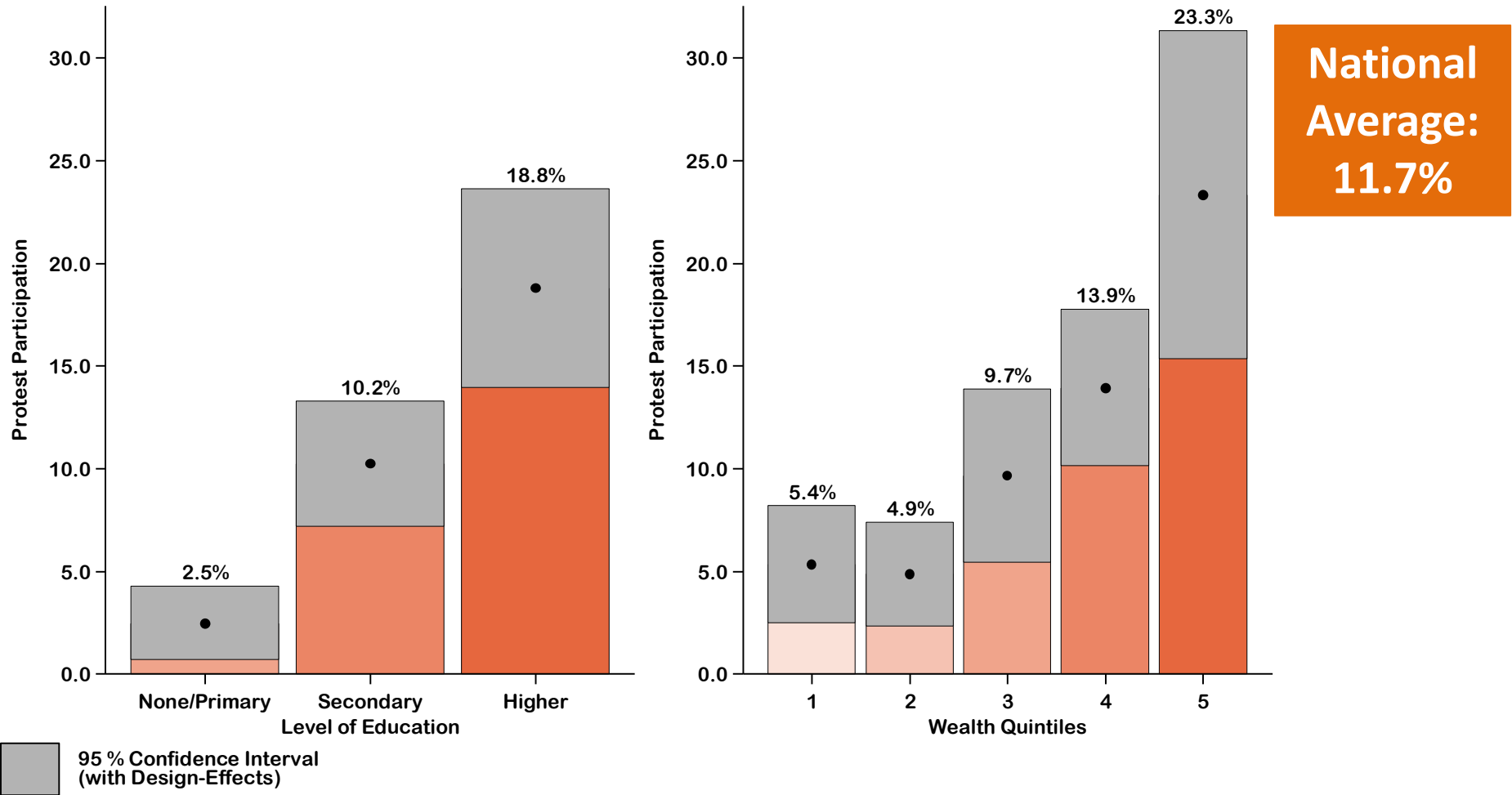
Percent that participated in a protest in the last 12 months in Venezuela



Source: © AmericasBarometer, LAPOP; Venezuela 2007-2014 (draft0724)

The more educated and wealthier participated in protests at higher rates

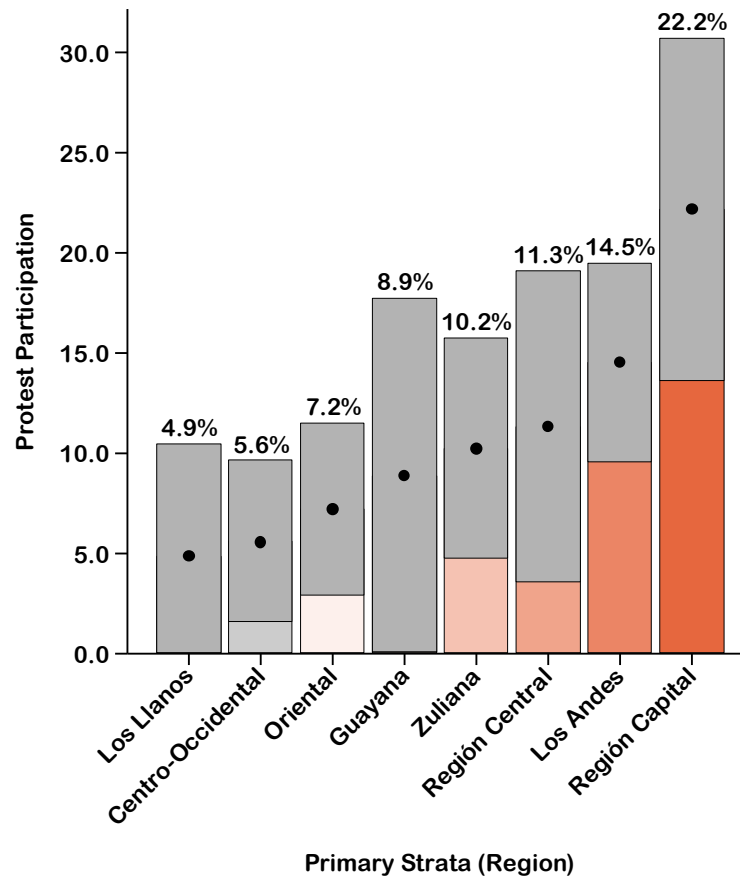
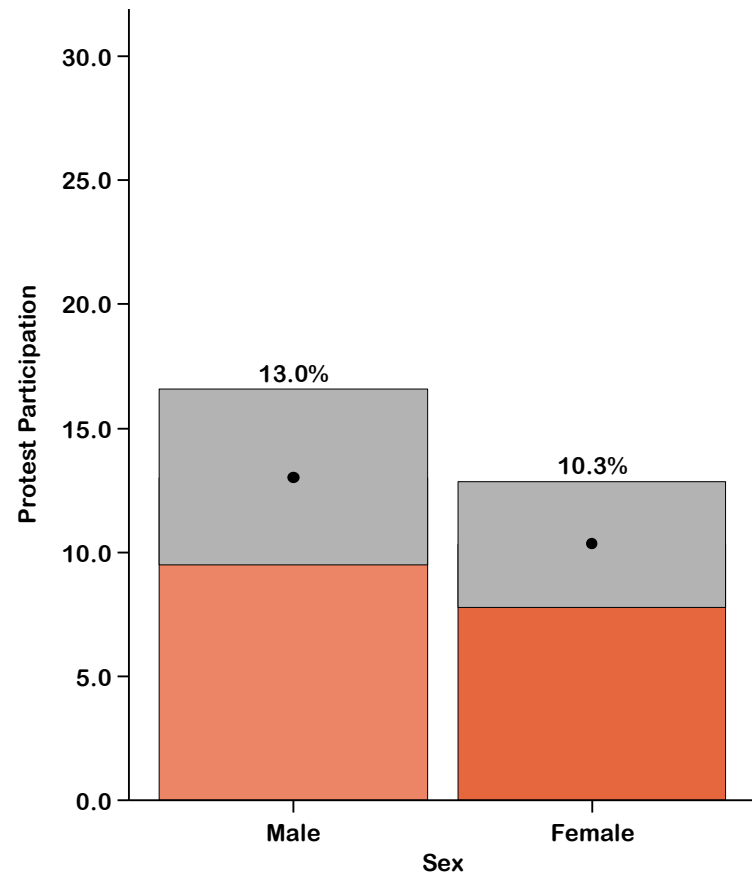
Percent that participated in a protest by education level and wealth, Venezuela 2014



Source: © AmericasBarometer, LAPOP; Venezuela 2007-2014 (draft0724)

Protest participation was most prominent in the Capital Region

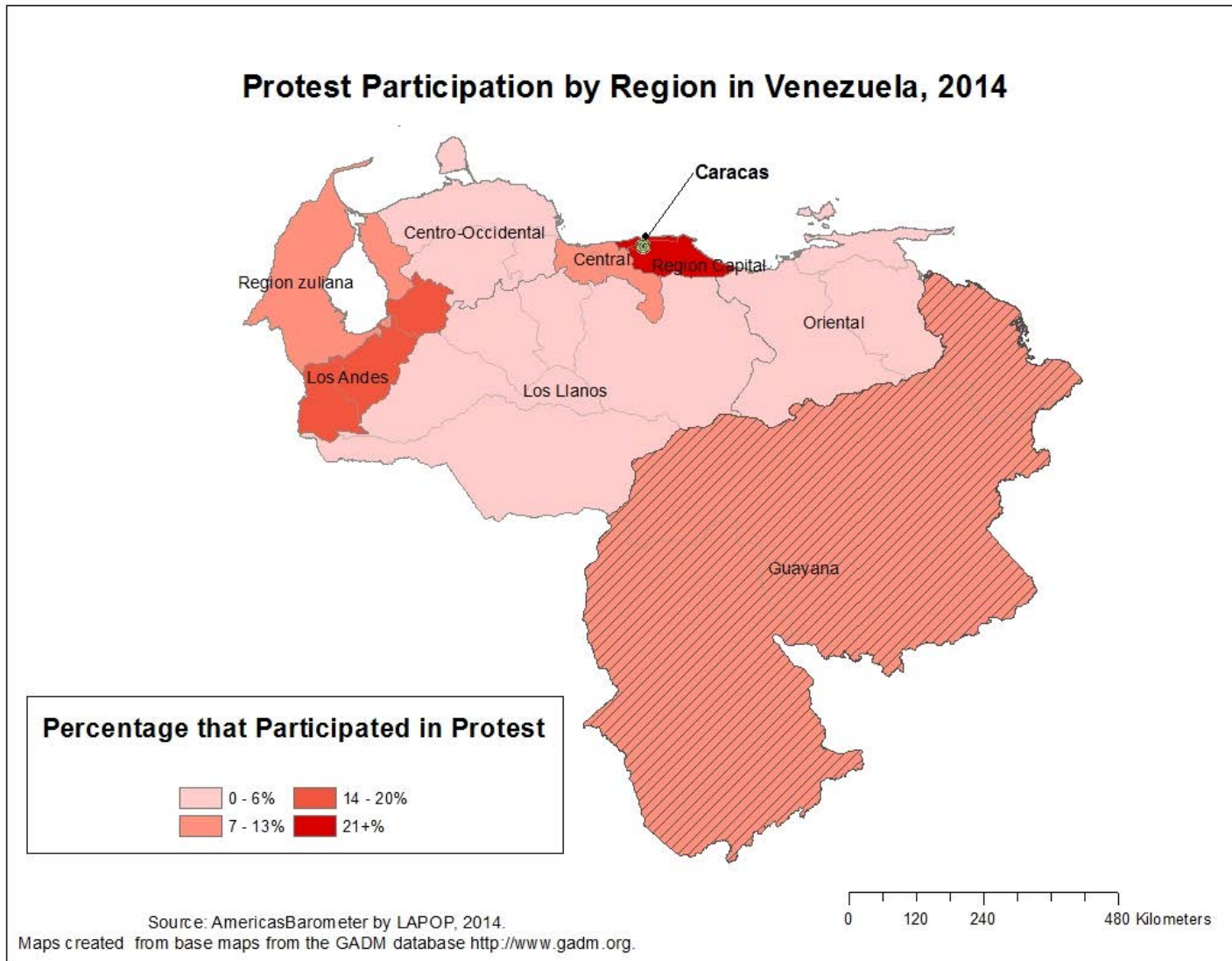
Percent that participated in a protest by gender and place of residence, Venezuela 2014



National Average: 11.7%

95 % Confidence Interval (with Design-Effects)

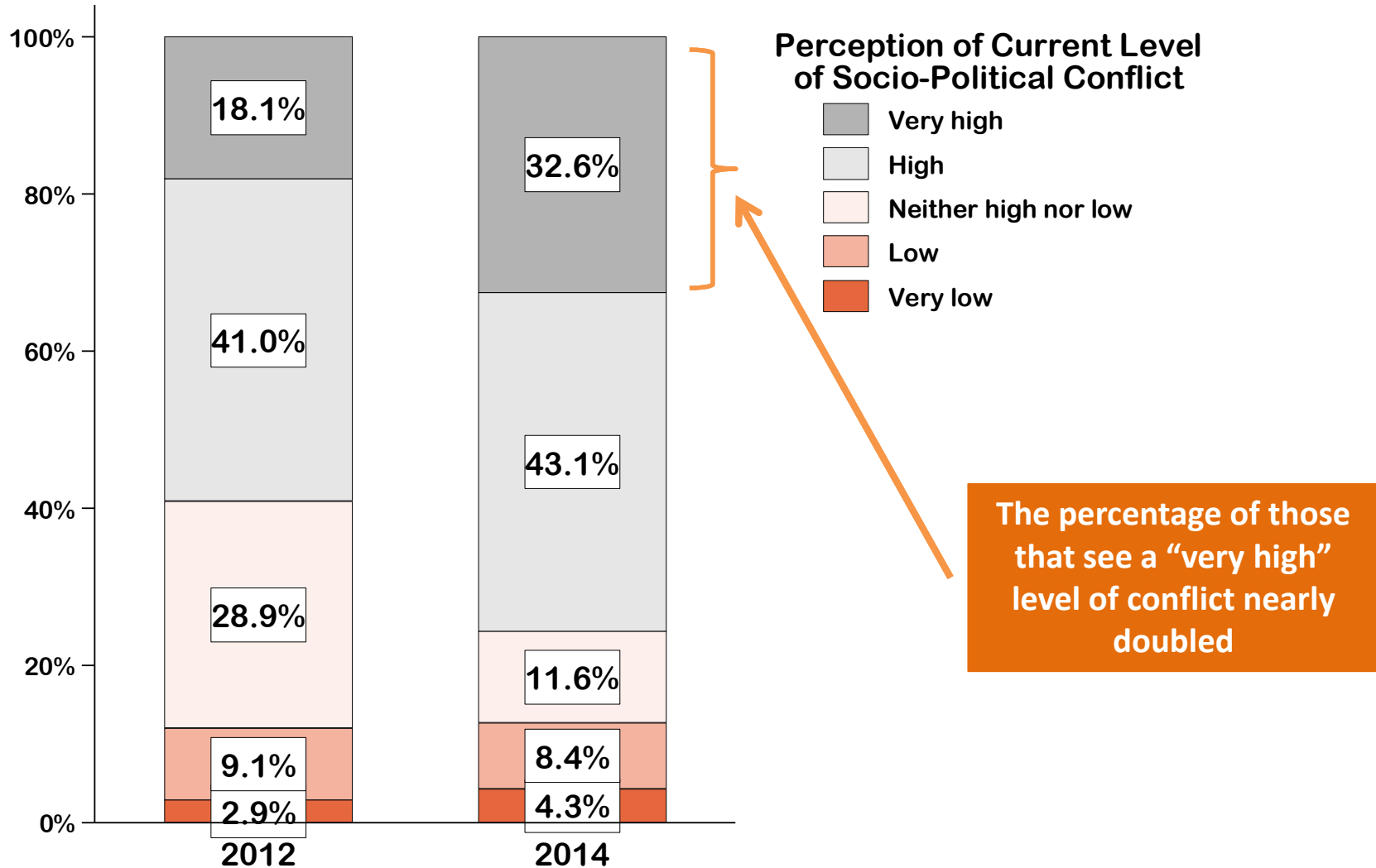
Protest participation was most prominent in the Capital Region



**National
Average:
11.7%**

Perceptions of socio-political conflict increased between 2012 and 2014

VENPROT10. ¿Cree usted que el actual nivel de conflicto social y político en Venezuela es muy bajo, bajo, ni bajo ni alto, alto o muy alto? (1) Muy bajo (2) Bajo (3) Ni bajo ni alto (4) Alto (5) Muy alto



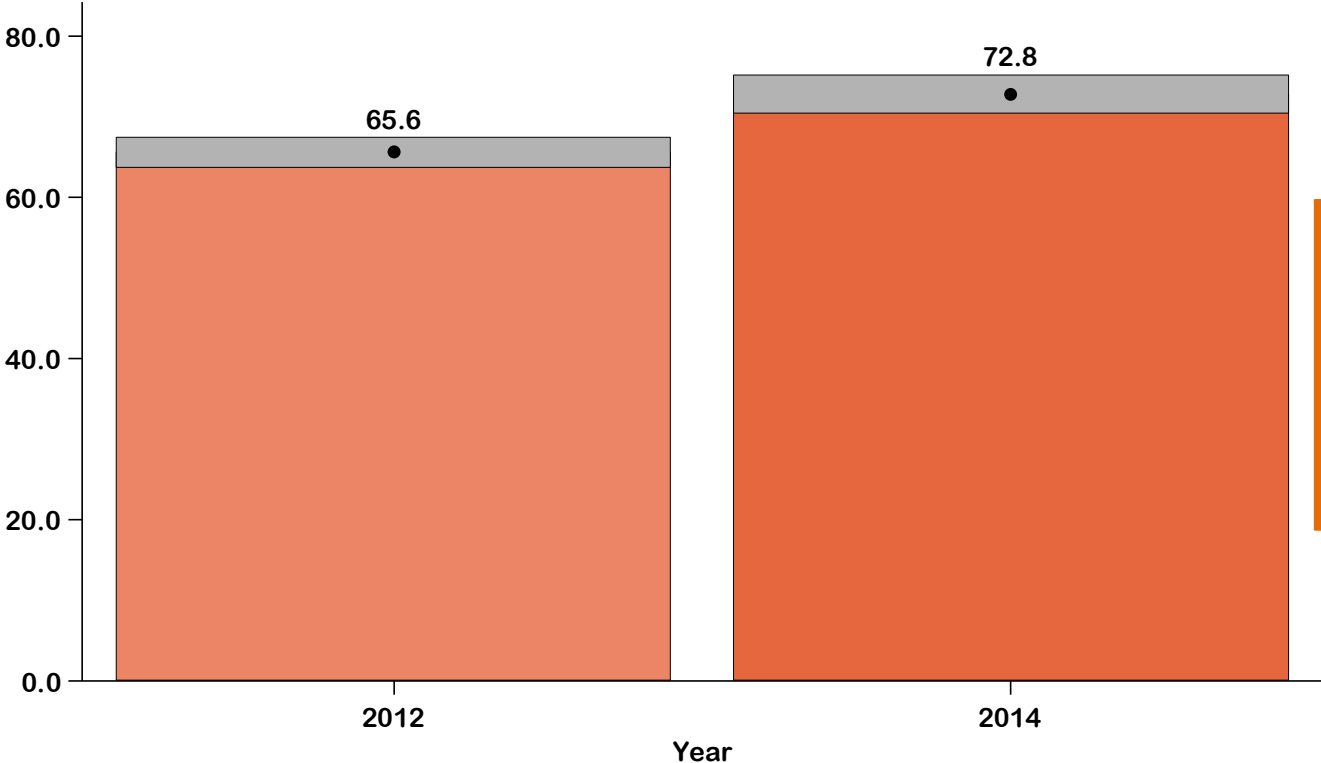
Source: © AmericasBarometer, LAPOP; Venezuela 2007-2014 (draft0724)

Perceptions of socio-political conflict increased between 2012 and 2014

VENPROT10. ¿Cree usted que el actual nivel de conflicto social y político en Venezuela es muy bajo, bajo, ni bajo ni alto, alto o muy alto? (1) Muy bajo (2) Bajo (3) Ni bajo ni alto (4) Alto (5) Muy alto

The variable VENPROT10 is recoded from 0-100, where 0 = Very low and 100 = Very high

Average perception of current level of socio-political conflict in Venezuela



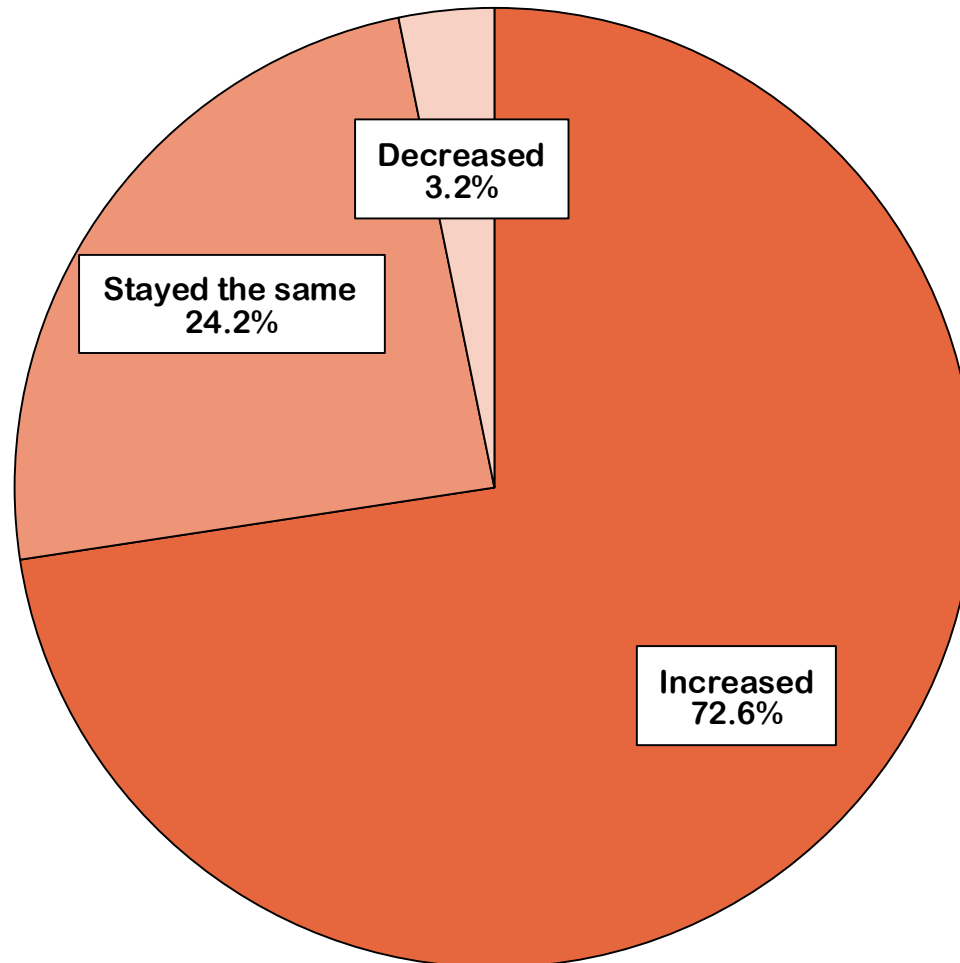
The increase in 2014 is driven by the fact that those seeing a “very high” level of conflict nearly doubled from 18% to 33% in 2014

95 % Confidence Interval (with Design-Effects)

Source: © AmericasBarometer, LAPOP; Venezuela 2007-2014 (draft0724)

Over 72% think the socio-political conflict has worsened

Perceptions of the Socio-Political Conflict, Venezuela 2014



Country-specific module:

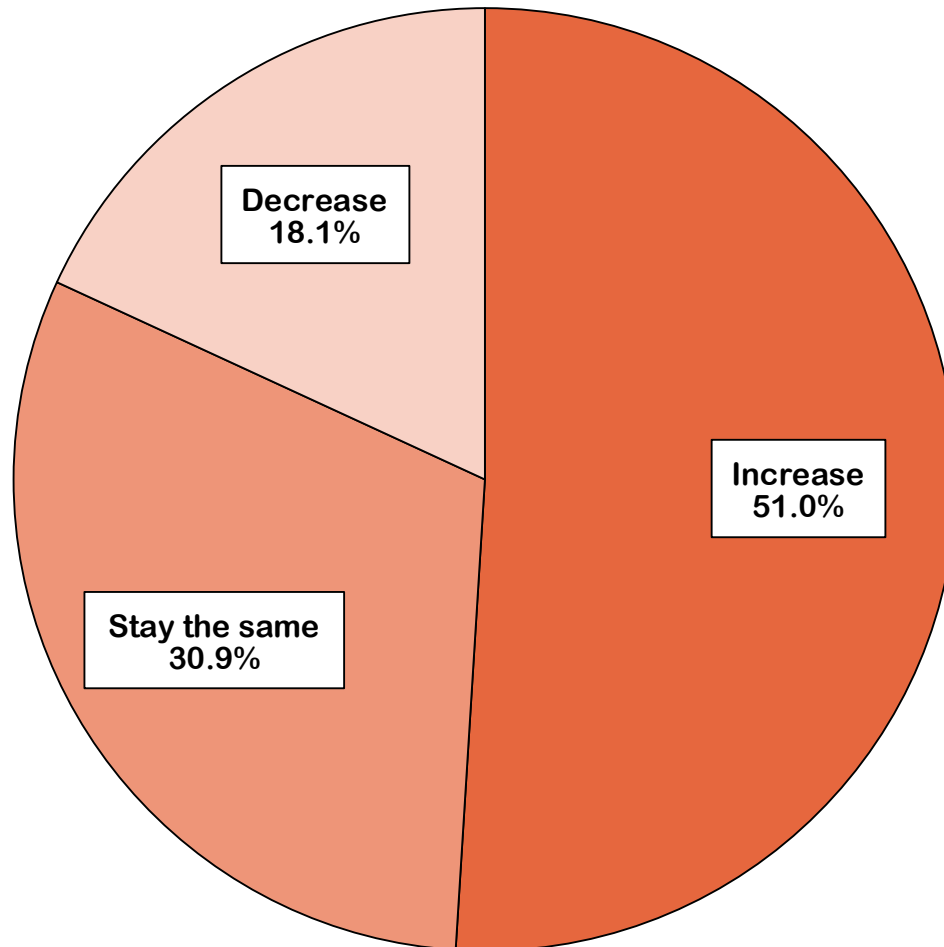
VENPROT12. ¿Y usted cree que el actual nivel de conflicto social y político en Venezuela es mayor, igual o menor que hace 12 meses?

In the last 12 months, the level of conflict has...

Source: © AmericasBarometer, LAPOP; Venezuela 2007-2014 (draft0724)

The majority of Venezuelans believe that socio-political conflict will continue to escalate

Perceptions of the Socio-Political Conflict, Venezuela 2014



Country-specific module:

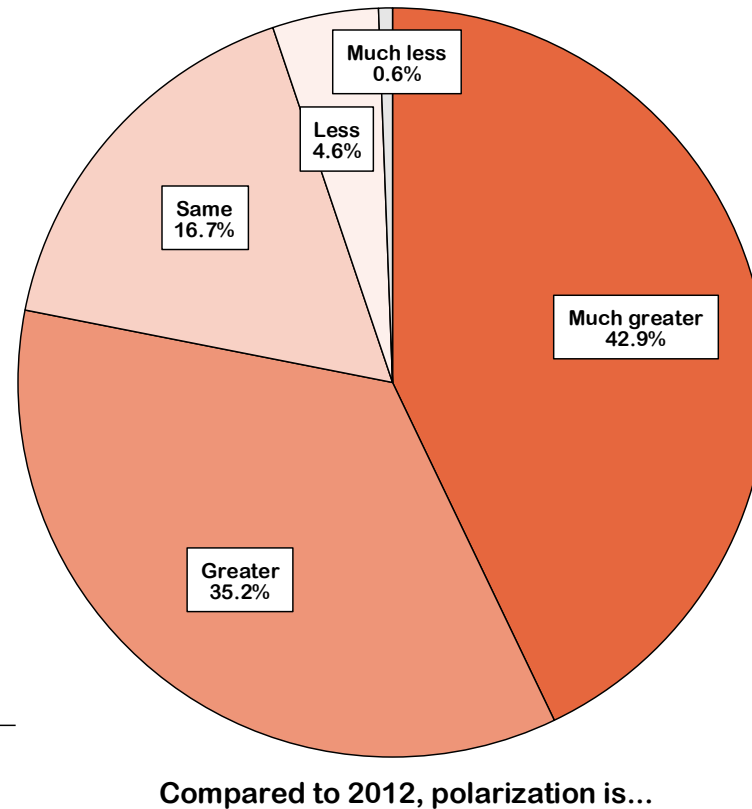
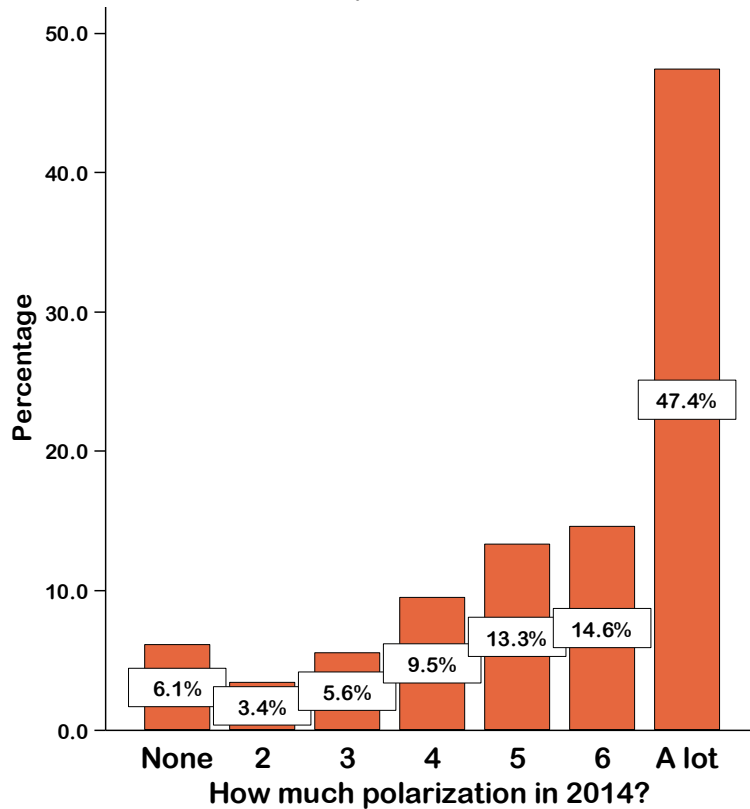
VENPROT11. ¿A usted le parece que en los próximos meses el conflicto social y político en Venezuela aumentará, se mantendrá igual, o disminuirá?

In the next months, the level of conflict will...

Source: © AmericasBarometer, LAPOP; Venezuela 2007-2014 (draft0724)

Nearly half of respondents think that there is “a lot” of political polarization, and over 75% believe polarization is greater in 2014

Perceptions of Political Polarization, Venezuela 2014



Country-specific module:

POLZ1. Hoy en día se habla mucho de que los venezolanos están divididos. En su opinión, ¿cuánta división política hay hoy entre los venezolanos?

POLZ1a. ¿Y usted diría que la división política entre los venezolanos hoy en día es mucho mayor, mayor, igual, menor o mucho menor que hace 12 meses?

95 % Confidence Interval (with Design-Effects)

Trust in Communal Councils and Missions
has decreased significantly

Attitudes about Communal Councils and Missions in the 2014 survey

VENSD7NEW2. Hasta qué punto está satisfecho con el trabajo de los Consejos Comunales, ¿está muy satisfecho(a), satisfecho(a), insatisfecho(a), o muy insatisfecho(a)?

(1) Muy satisfecho(a) (2) Satisfecho(a) (3) Insatisfecho(a) (4) Muy insatisfecho(a)

VENB50. ¿Hasta qué punto tiene usted confianza en los consejos comunales?

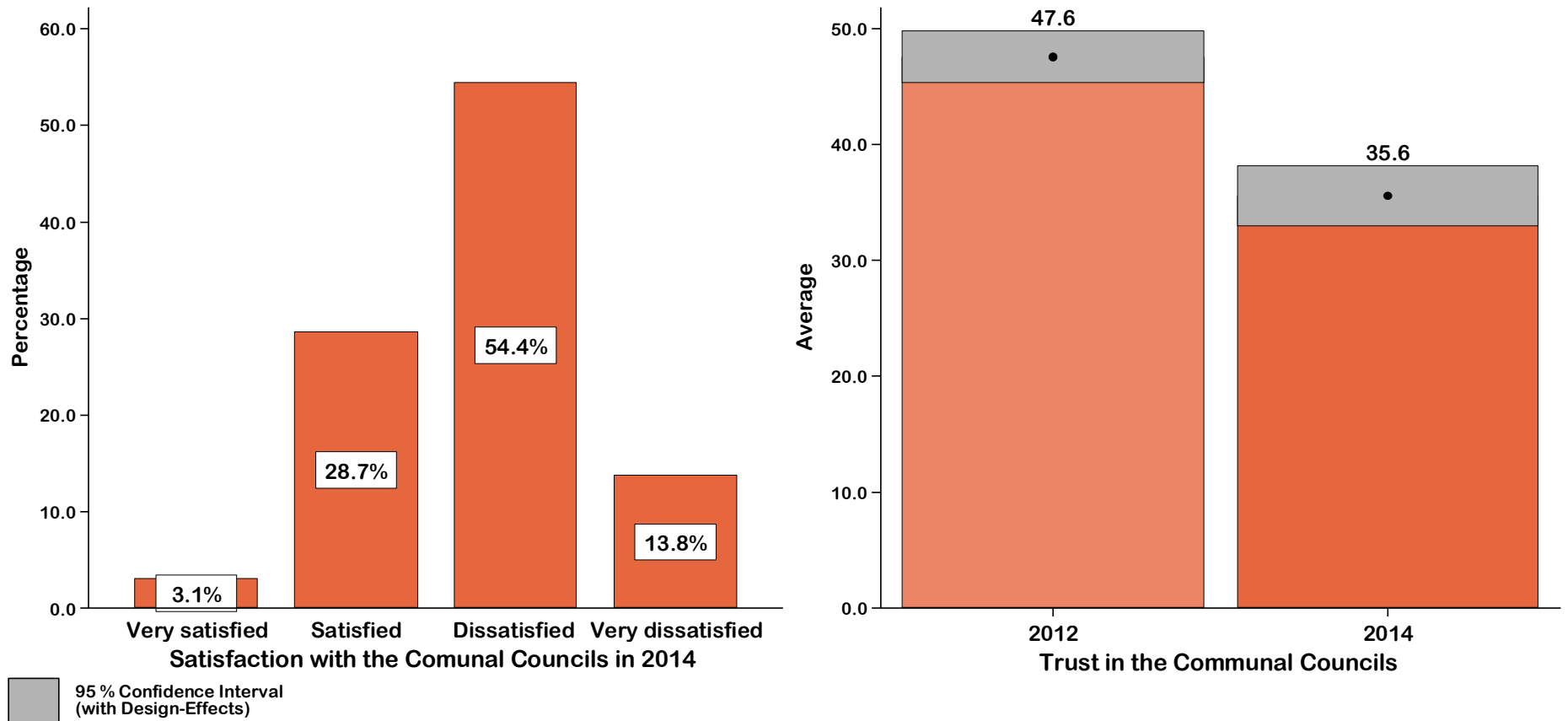
VENCCPAR. Ahora vamos a hablar de los consejos comunales. Cualquier venezolano puede participar en los Consejos Comunales, sin importar su posición política. ¿Hasta qué punto esta frase refleja la realidad de los consejos comunales hoy en día?

VENMI1. Y pensando en las misiones... Cualquier venezolano puede beneficiarse de las misiones, sin importar su posición política. ¿Hasta qué punto esta frase refleja la realidad de las misiones hoy en día?

*The variables VENB50, VENCCPAR, AND VENMI1 ARE recoded from 0-100, where 0 = None and 100 = A lot

Over half of Venezuelans are dissatisfied with Communal Councils and trust in these has decreased significantly since 2012

Evaluations of the Communal Councils in Venezuela

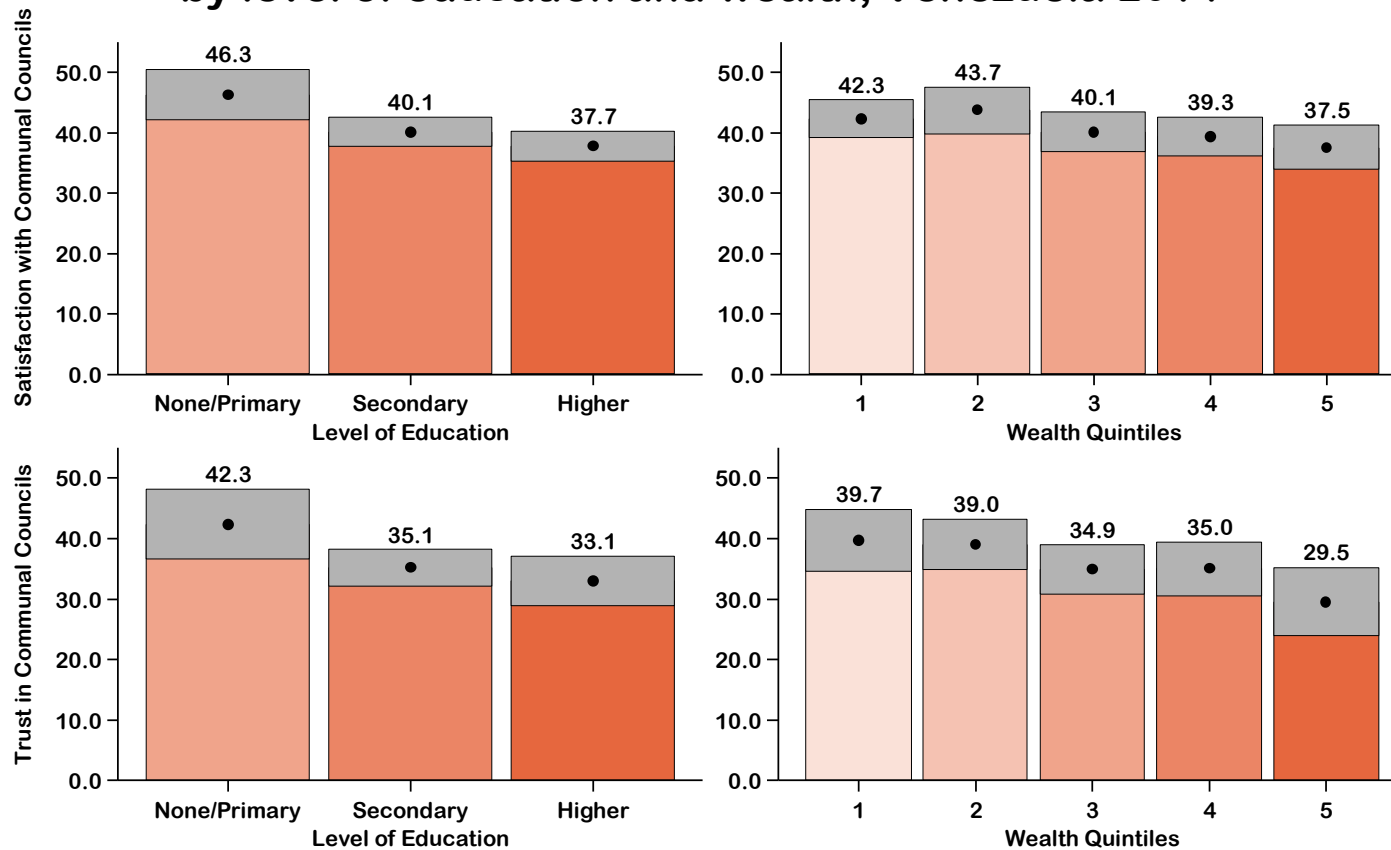


Source: © AmericasBarometer, LAPOP; Venezuela 2007-2014 (draft0724)

VENSD7NEW2. Hasta qué punto está satisfecho con el trabajo de los Consejos Comunales?
VENB50. ¿Hasta qué punto tiene usted confianza en los consejos comunales? (0-100)

The less educated are more satisfied with and have more trust in Communal Councils in 2014, but national perceptions are on average negative

Satisfaction with and trust in Communal Councils by level of education and wealth, Venezuela 2014



Avg. National Satisfaction: 40.4

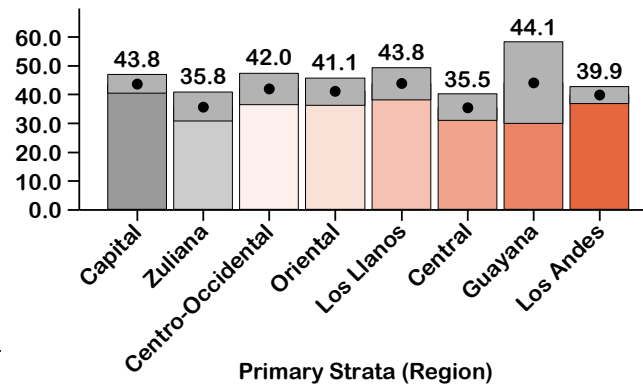
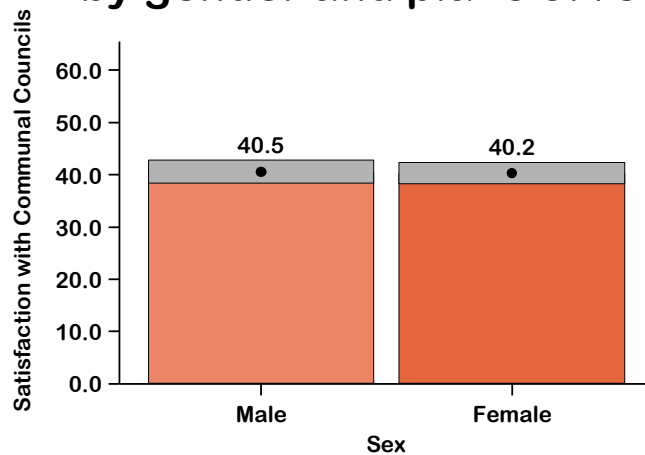
Avg. National Trust: 35.6

95 % Confidence Interval (with Design-Effects)

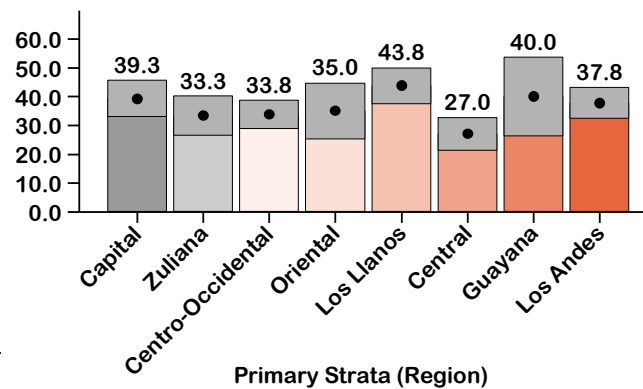
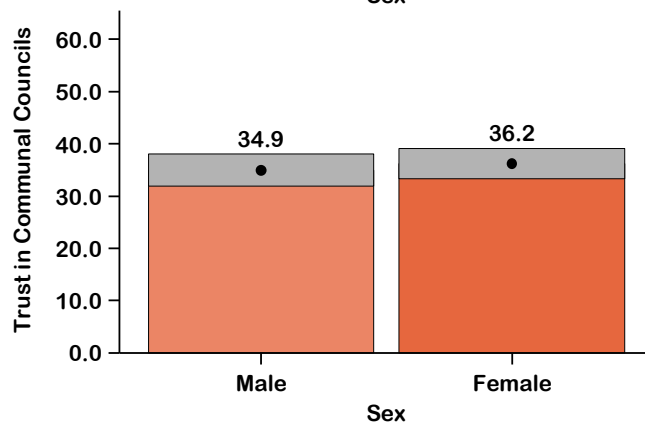
Source: © AmericasBarometer, LAPOP; Venezuela 2007-2014 (draft0724)

Only minor differences exist between regions in levels of satisfaction with and trust in Communal Councils in 2014

Satisfaction with and trust in Communal Councils by gender and place of residence, Venezuela 2014



Avg. National Satisfaction: 40.4

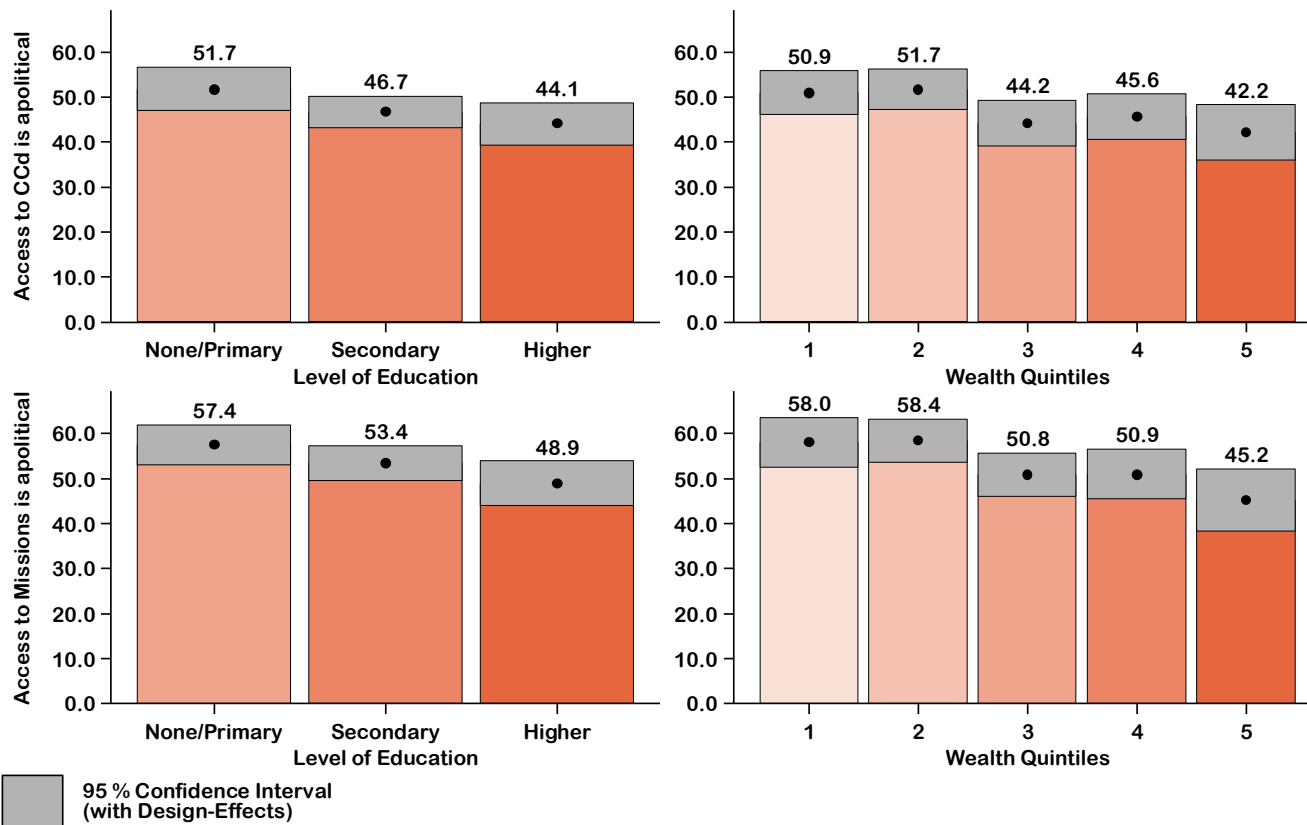


Avg. National Trust: 35.6

95 % Confidence Interval (with Design-Effects)

The more educated and wealthy are more skeptical about access to Communal Councils and Missions remaining independent of political views

Average beliefs that access to Communal Councils or Missions is independent of political affiliation, Venezuela 2014



Source: © AmericasBarometer, LAPOP; Venezuela 2007-2014 (draft0724)

Avg. National Beliefs about CCs: 46.7 (0 to 100)

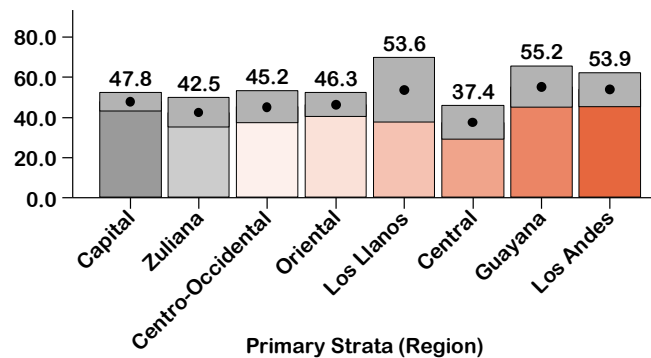
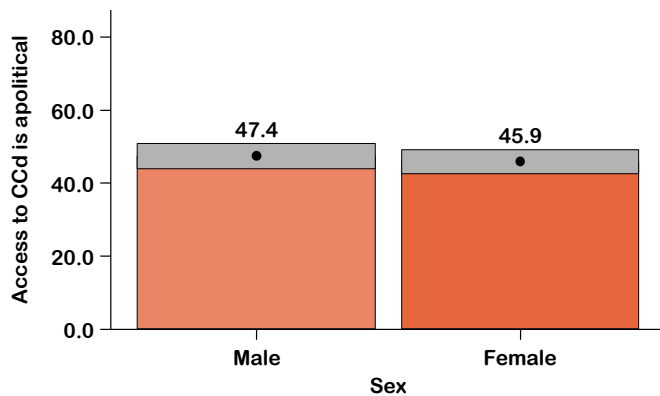
VENCCPAR. Ahora vamos a hablar de los consejos comunales. Cualquier venezolano puede participar en los Consejos Comunales, sin importar su posición política. ¿Hasta qué punto esta frase refleja la realidad de los consejos comunales hoy en día?

Avg. National Beliefs about Missions: 52.7 (0 to 100)

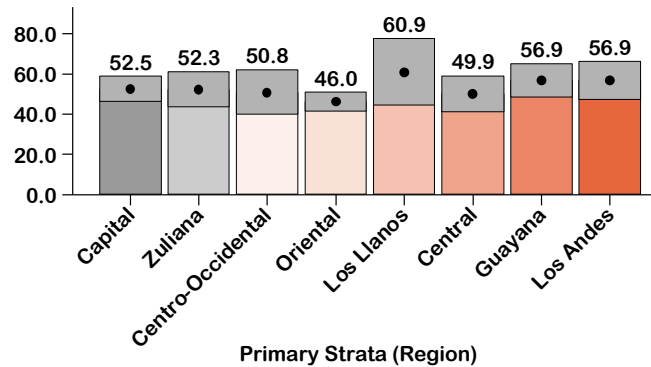
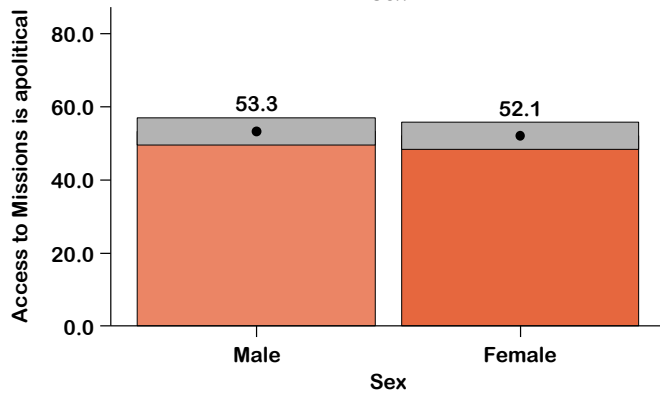
VENMI1. Y pensando en las misiones... Cualquier venezolano puede beneficiarse de las misiones, sin importar su posición política. ¿Hasta qué punto esta frase refleja la realidad de las misiones hoy en día?

Residents of more urban regions are more skeptical about access to Communal Councils and Missions remaining independent of political views

Average beliefs that access to Communal Councils or Missions is independent of political affiliation, Venezuela 2014




Avg. National Beliefs about CCs: 46.7



Avg. National Beliefs about Missions: 52.7

95 % Confidence Interval (with Design-Effects)

Source: © AmericasBarometer, LAPOP; Venezuela 2007-2014 (draft0724)

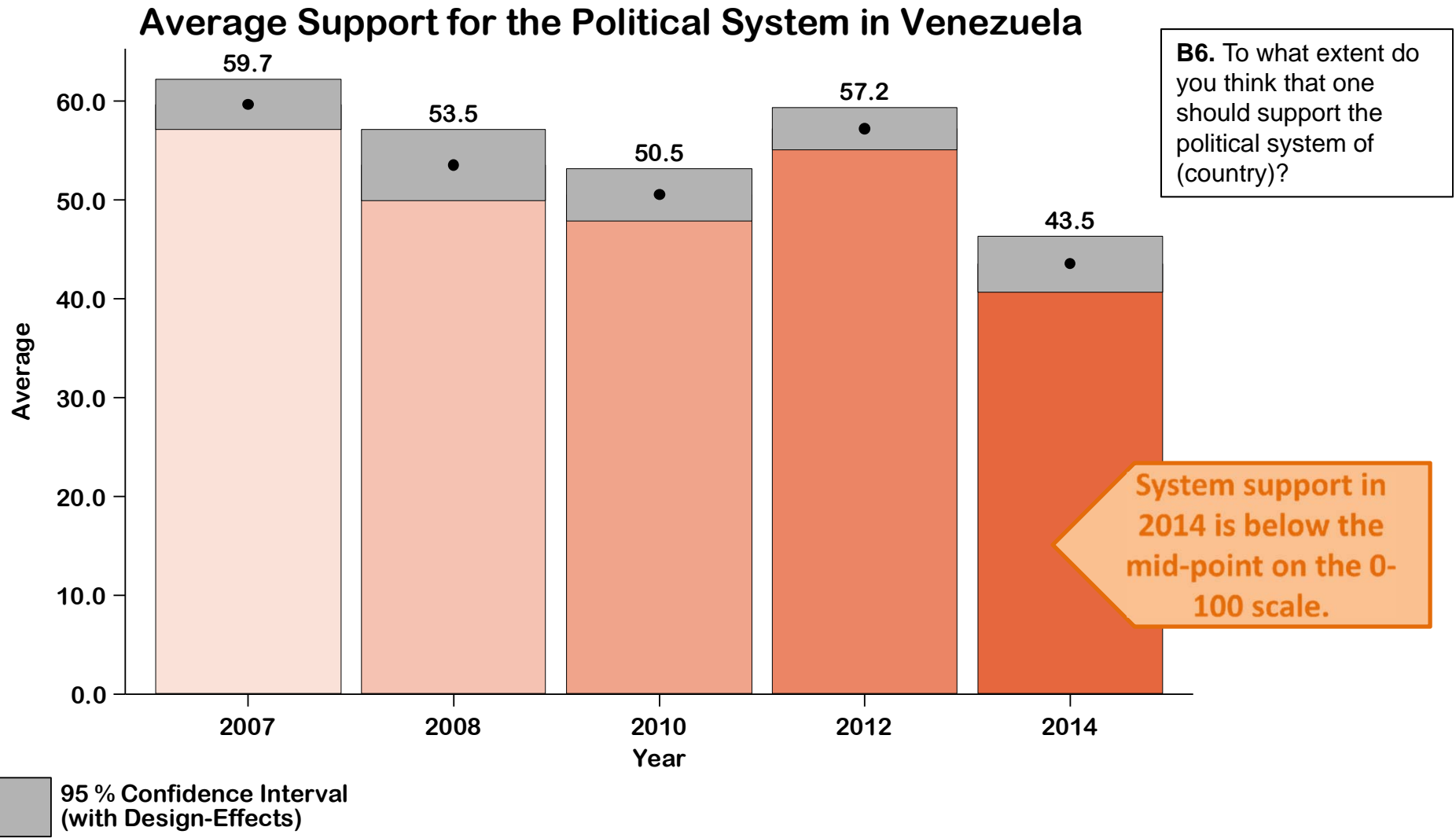


Part II: Decreased system support, decreased satisfaction with democracy

Summary:

- Support for the political system has declined significantly
- Satisfaction with democracy has declined significantly
- Support for democracy in the abstract remains high, but dropped in 2014
- Support for coups under corruption increased between 2012 and 2014

Support for the political system has dropped to its lowest level since at least 2007

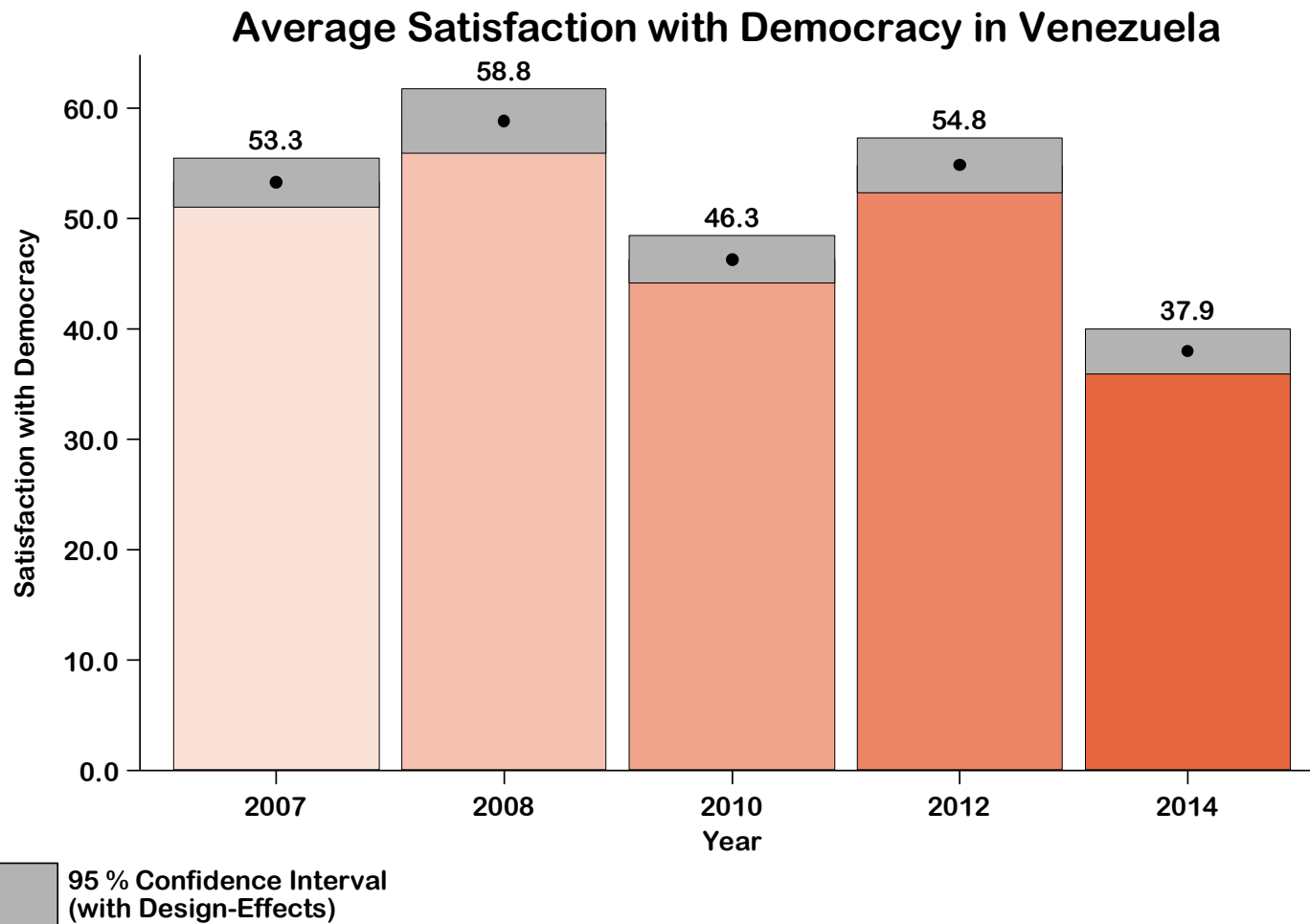


Source: © AmericasBarometer, LAPOP; Venezuela 2007-2014 (draft0724)

Satisfaction with democracy also declined to its lowest point since at least 2007

PN4. In general, would you say that you are very satisfied, satisfied, dissatisfied or very dissatisfied with the way democracy works in (country)? (1) Very satisfied (2) Satisfied (3) Dissatisfied (4) Very dissatisfied

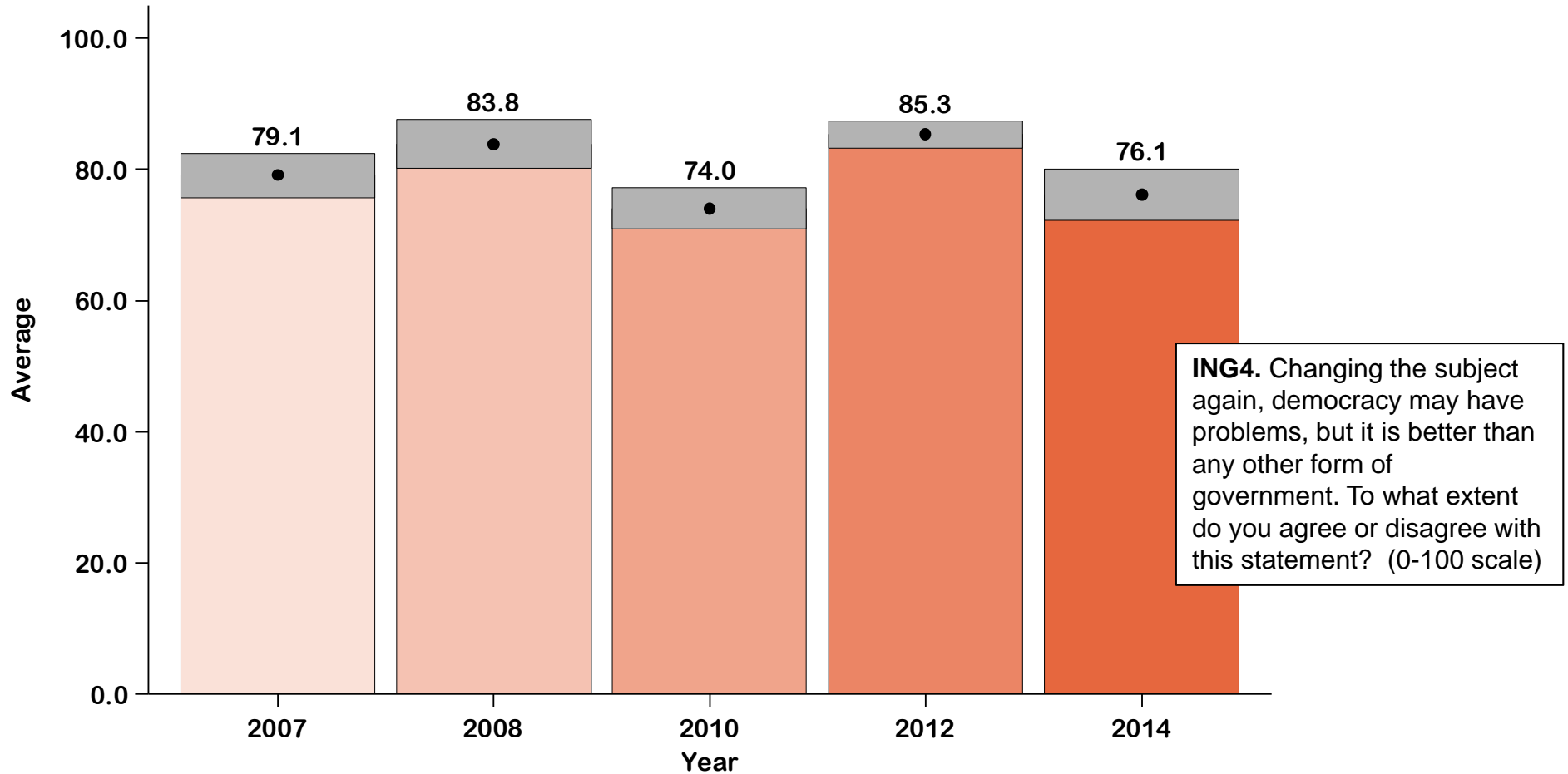
*PN4r is recoded from 0-100, where 0 = Very dissatisfied and 100 = Very satisfied



Source: © AmericasBarometer, LAPOP; Venezuela 2007-2014 (draft0724)

Support for democracy remains high, but average support experienced a significant drop in 2014

Average Support for Democracy in Venezuela



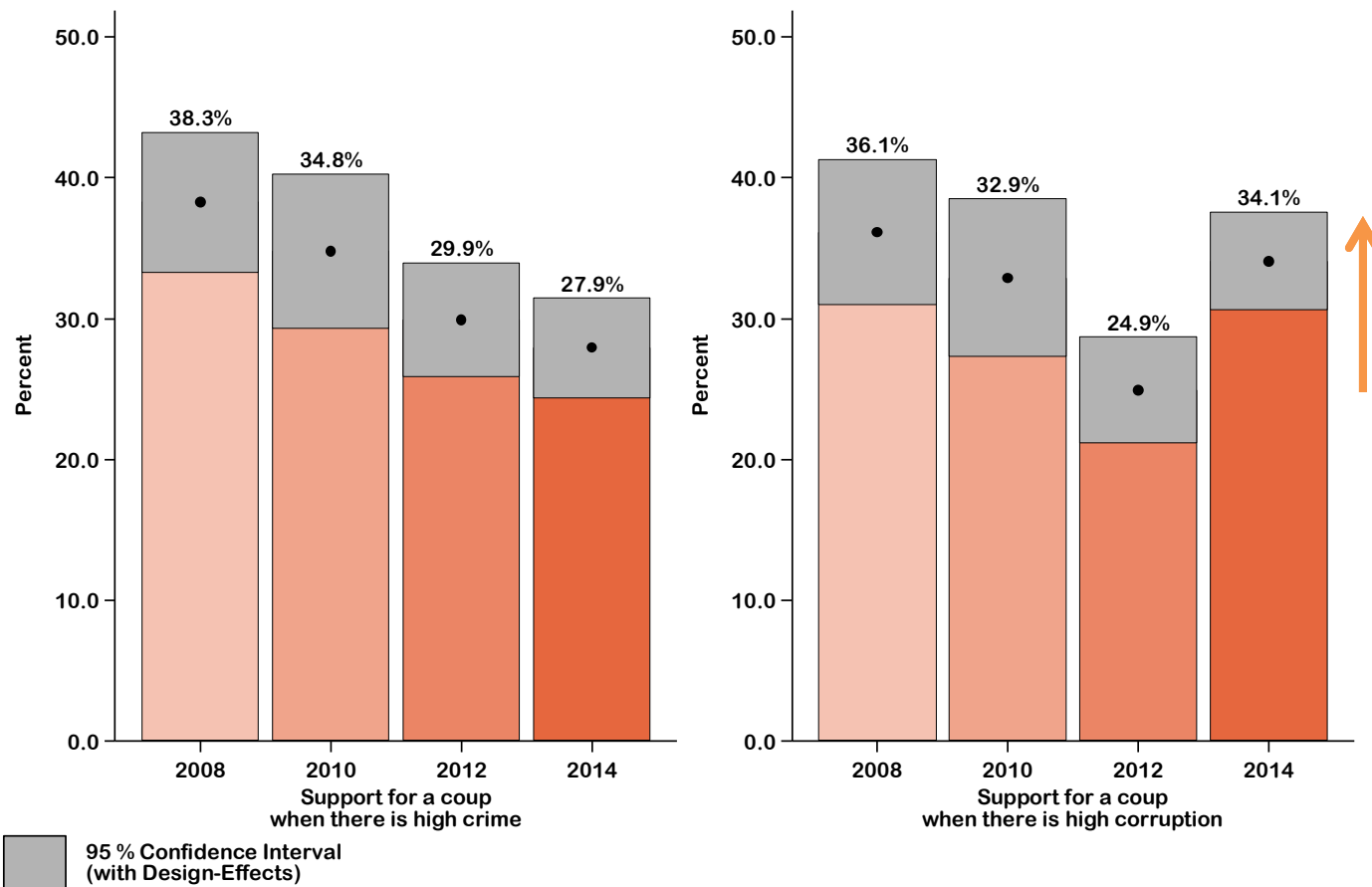
95 % Confidence Interval
(with Design-Effects)

Source: © AmericasBarometer, LAPOP; Venezuela 2007-2014 (draft0724)

Average support for a coup in times of high crime remains low, but Venezuelans' support for a coup in the face of high corruption increased significantly in 2014

Some people say that under some circumstances it would be justified for the military of this country to take power by a coup d'état (military coup). In your opinion would a military coup be justified under the following circumstances?
JC10. When there is a lot of crime. **JC13.** When there is a lot of corruption.

Percent that Support a Military Coup in Venezuela



Source: © AmericasBarometer, LAPOP; Venezuela 2007-2014 (draft0724)

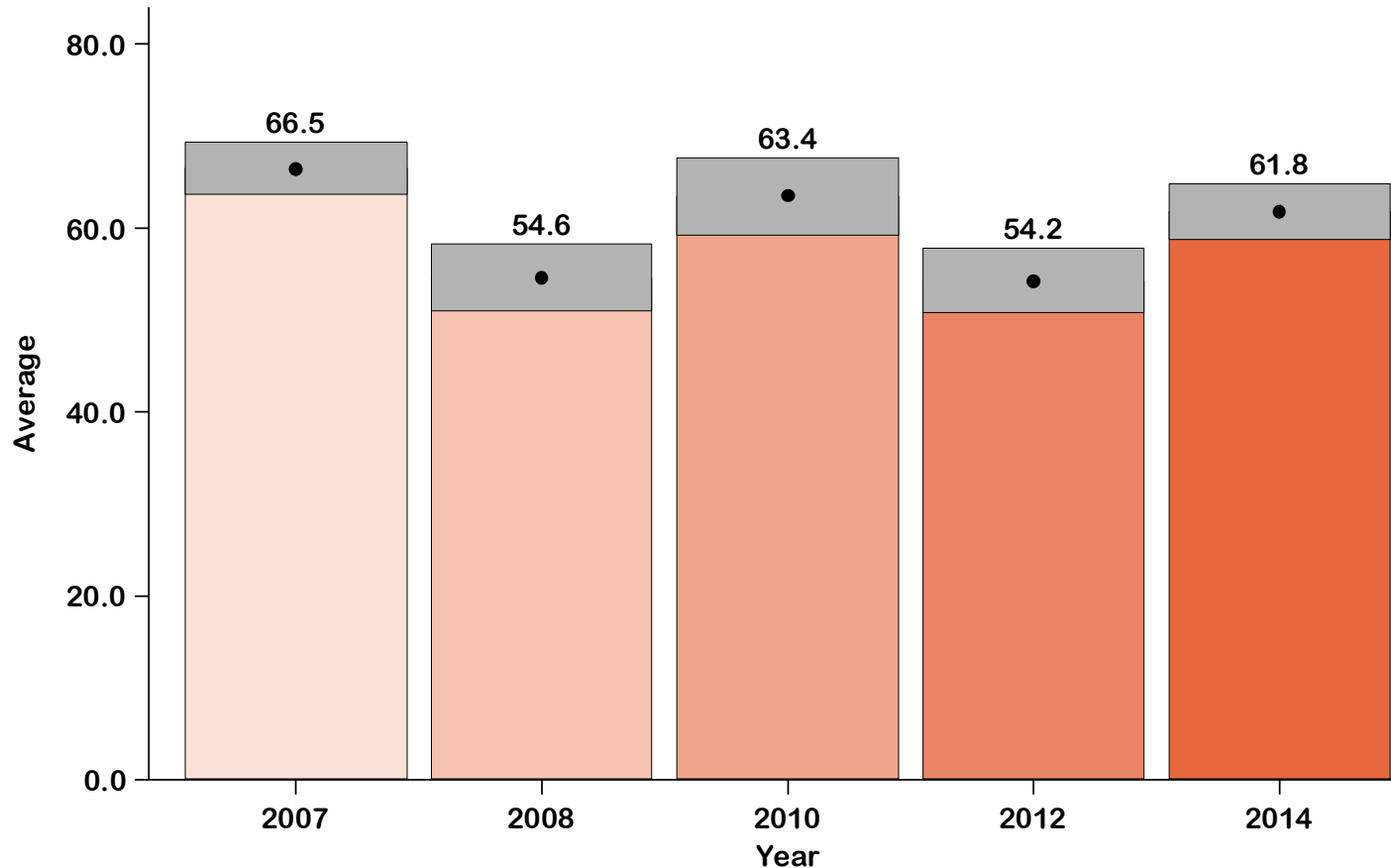
Part III: *Political Tolerance Survives*

Summary:

- Political tolerance for the rights of regime critics remained stable, increasing slightly between 2012 and 2014
- However, political tolerance is lowest among those more approving of the president

Tolerance of the rights of critics of the system remains relatively stable

Average Political Tolerance in Venezuela



95 % Confidence Interval
(with Design-Effects)

Source: © AmericasBarometer, LAPOP; Venezuela 2007-2014 (draft0724)

0-100 Index based on:

D1. There are people who only say bad things about the (country) form of government, not just the incumbent government but the system of government. How strongly do you approve or disapprove of such people's right to vote?

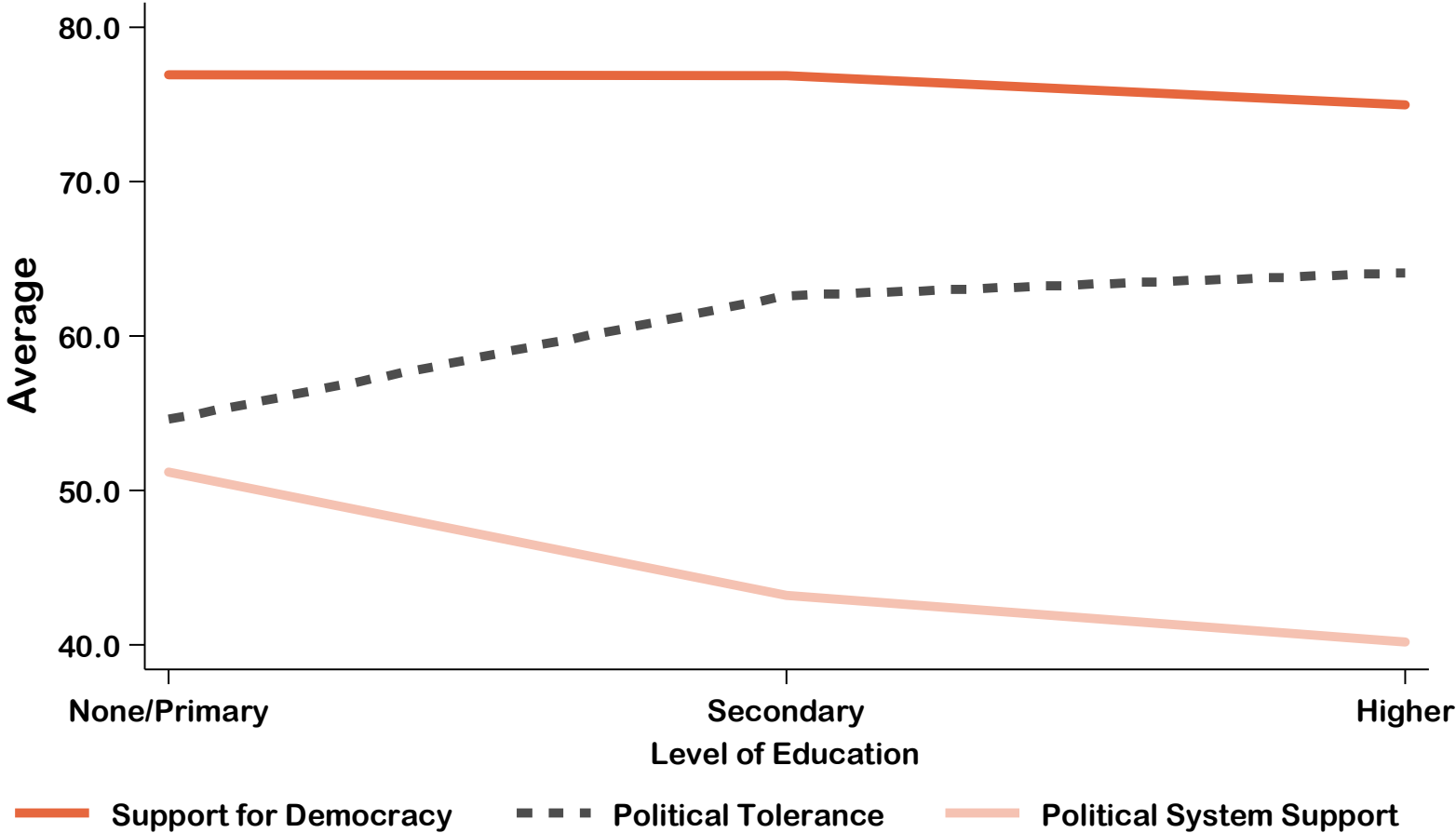
D2. How strongly do you approve or disapprove that such people be allowed to conduct peaceful demonstrations in order to express their views?

D3. Still thinking of those who only say bad things about the (country) form of government, how strongly do you approve or disapprove of such people being permitted to run for public office?

D4. How strongly do you approve or disapprove of such people appearing on television to make speeches?

The less well-educated are more supportive of the political system and report lower political tolerance

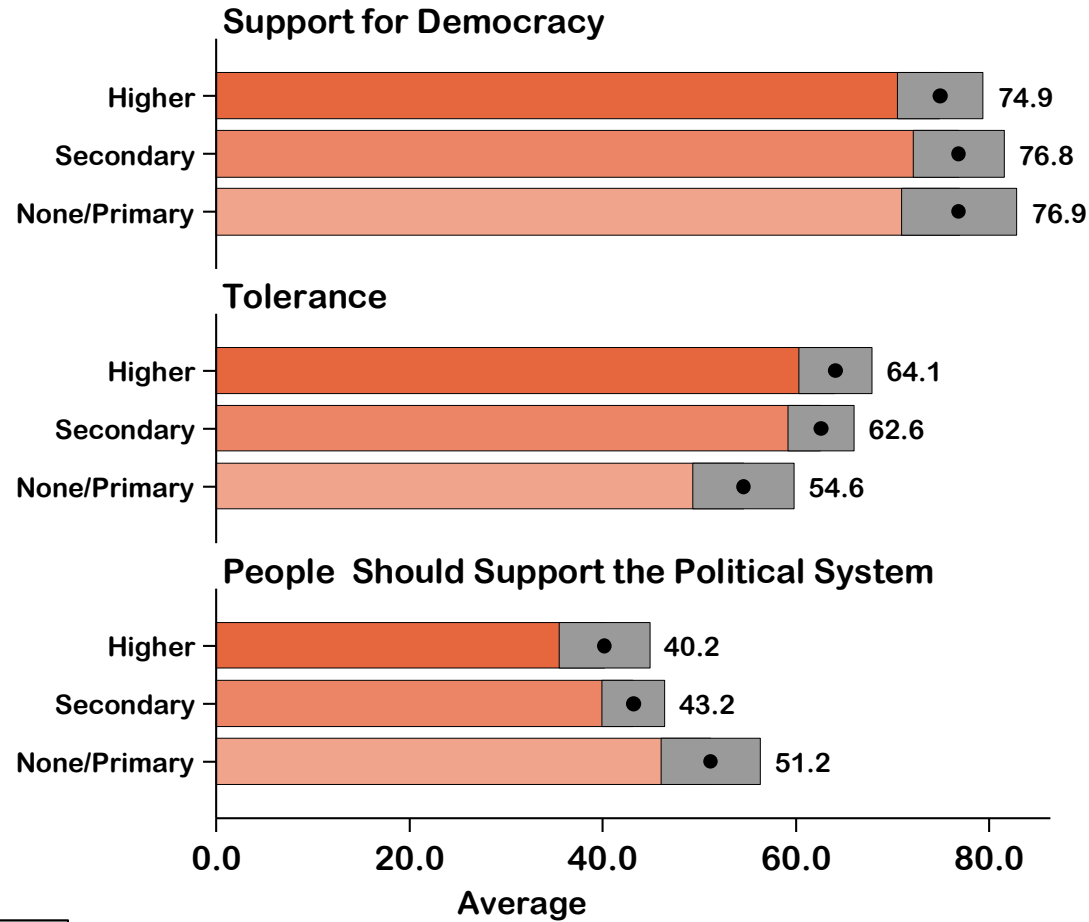
Averages in democratic values by level of education, Venezuela 2014



Source: © AmericasBarometer LAPOP; Venezuela 2007-2014 (draft0724)

Democratic values vary by education level in 2014

Averages in democratic values
by level of education, Venezuela 2014

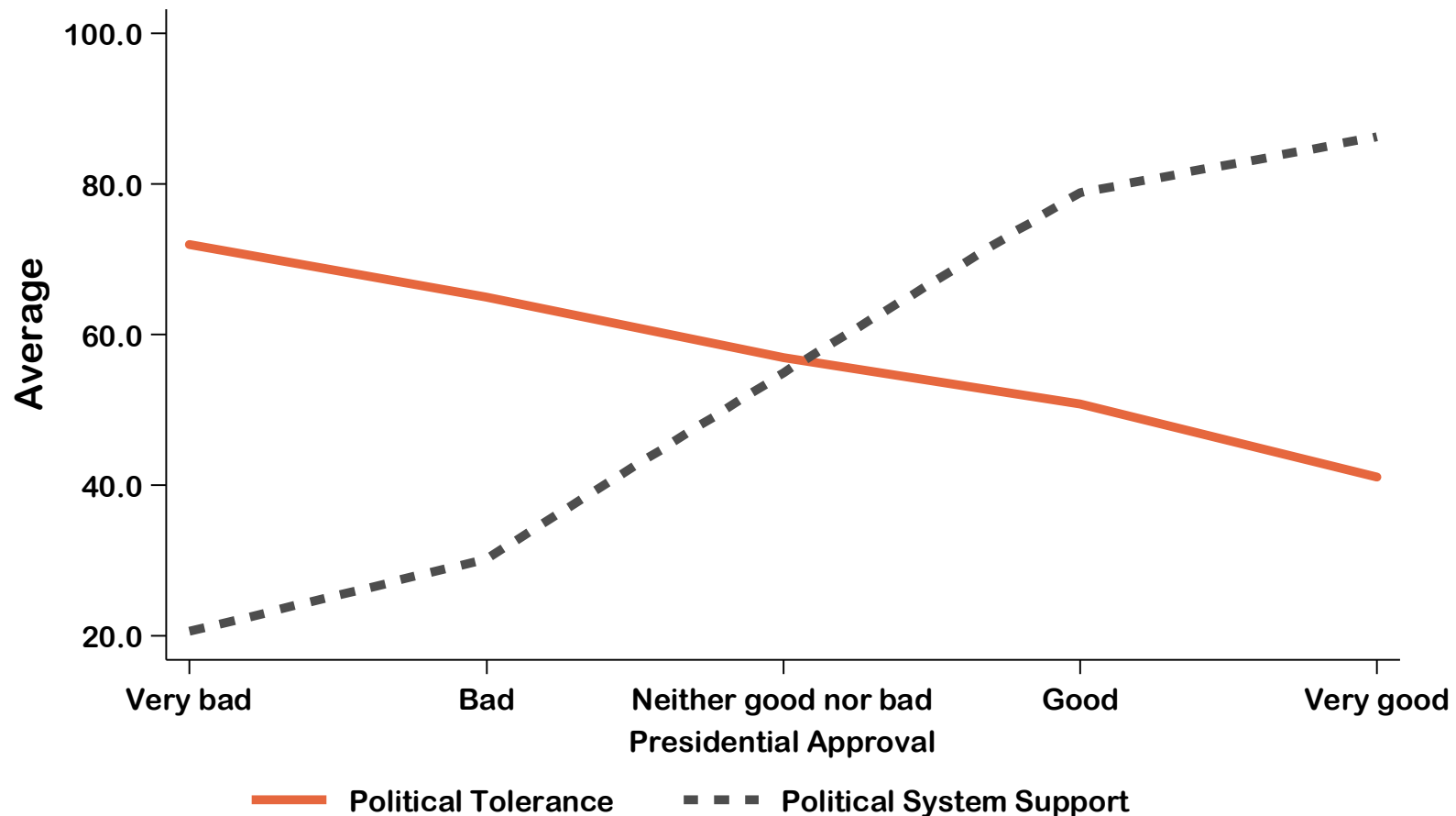


95 % Confidence Interval
(with Design-Effects)

Source: © AmericasBarometer, LAPOP; Venezuela 2007-2014 (draft0724)

Those who approve of the president are more supportive of the political system and less politically tolerant

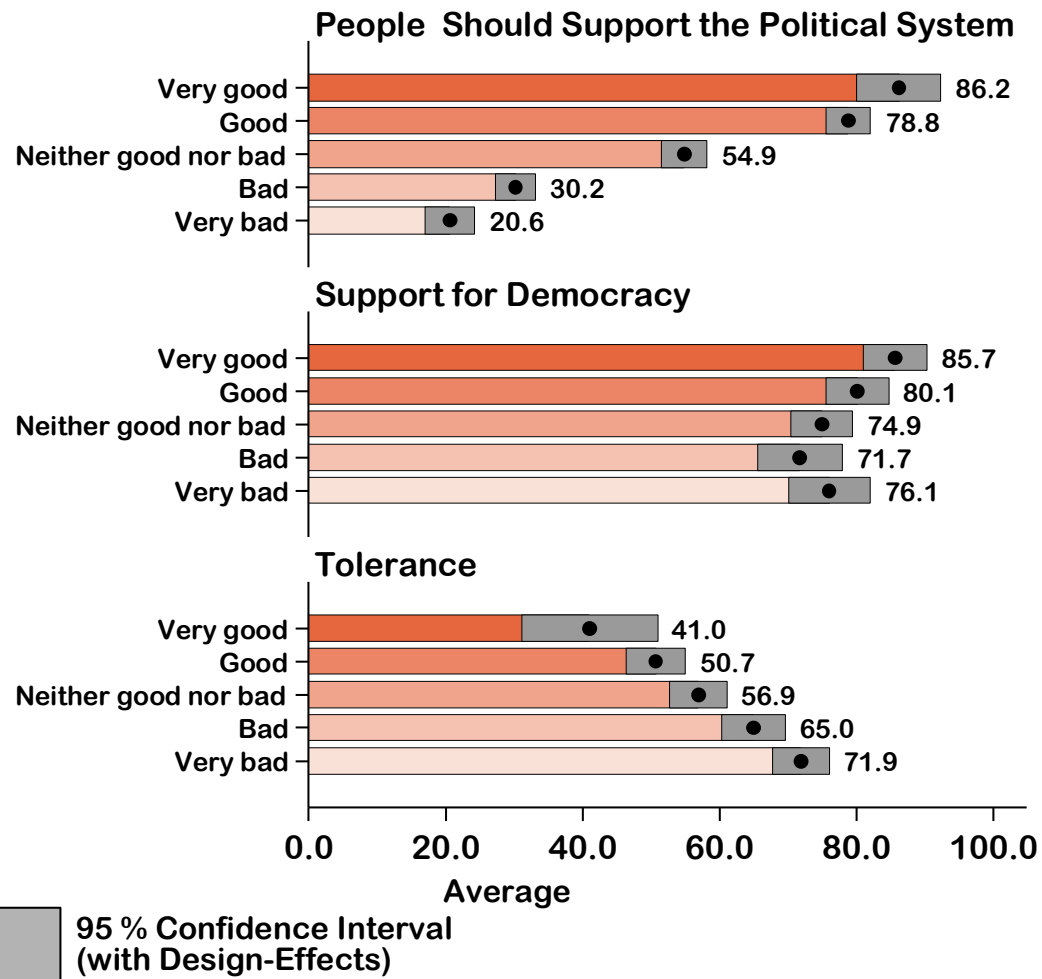
Averages in democratic values by presidential approval, Venezuela 2014



Source: © AmericasBarometer LAPOP; Venezuela 2007-2014 (draft0724)

Democratic values also vary by level of presidential approval in 2014

Averages in democratic values by level of education, Venezuela 2014



Source: © AmericasBarometer, LAPOP; Venezuela 2007-2014 (draft0724)



Part IV: Venezuela's Public Opinion Profile Predicts Democratic Instability

Summary:

- Increased political tolerance combined with decreased system support moves Venezuela from a profile of “authoritarian stability” to “democratic instability”

Assessing Prospects for Stable Democracy in Venezuela

Variables used to create a political tolerance index [all are on a 0 (Strongly disapprove) to 100 (Strongly approve) scale]:

- D1.** There are people who only say bad things about the (country) form of government, not just the incumbent government but the system of government. How strongly do you approve or disapprove of such people's **right to vote**?
- D2.** How strongly do you approve or disapprove that such people be allowed to conduct **peaceful demonstrations** in order to express their views?
- D3.** Still thinking of those who only say bad things about the (country) form of government, how strongly do you approve or disapprove of such people being permitted to run for public office?
- D4.** How strongly do you approve or disapprove of such people appearing on television **to make speeches**?

Variables used to create a legitimacy (system support) index [all are on a 0 (None) to 100 (A lot) scale]:

- B1.** To what extent do you think the courts in (country) guarantee a fair trial?
- B2.** To what extent do you respect the political institutions of (country)?
- B3.** To what extent do you think that citizens' basic rights are well protected by the political system of (country)?
- B4.** To what extent do you feel proud of living under the political system of (country)?
- B6.** To what extent do you think that one should support the political system of (country)?

		Political Tolerance	
		High (≥ 50)	Low (< 50)
Legitimacy (System Support)			
High (≥ 50)		Stable Democracy	Authoritarian Stability
Low (< 50)		Unstable Democracy	Democracy at Risk

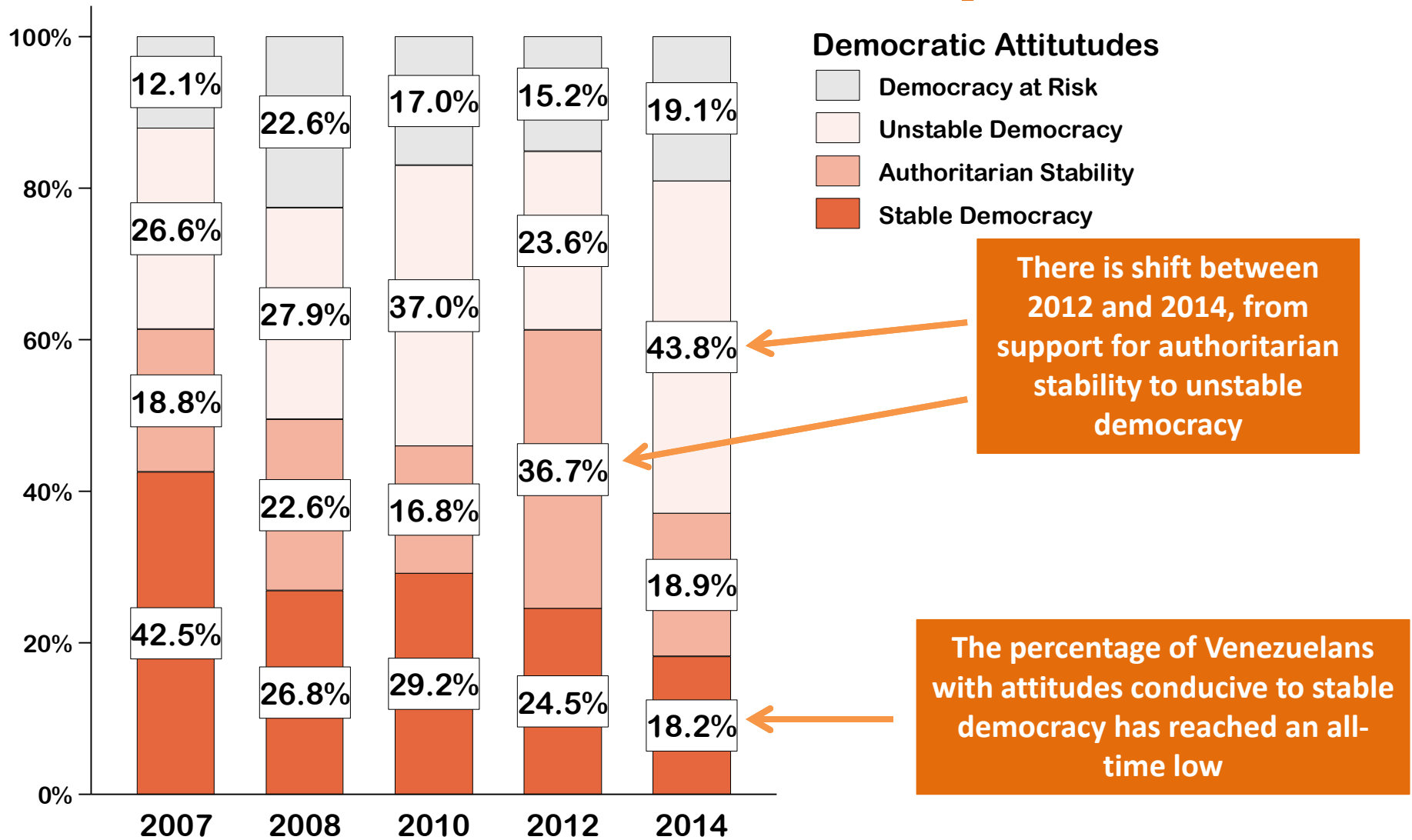
Venezuela's 2014 public opinion profile – *high tolerance + low system support* – portends democratic instability

2012		Political Tolerance		2014		Political Tolerance	
Legitimacy (System Support)	High (≥ 50)	Low (< 50)	High (≥ 50)	Low (< 50)	Legitimacy (System Support)	High (≥ 50)	Low (< 50)
High (≥ 50)	Stable Democracy 24.5%	Authoritarian Stability 36.7%	High (≥ 50)	Stable Democracy 19.1%	Authoritarian Stability 18.9%		
Low (< 50)	Unstable Democracy 23.6%	Democracy at Risk 15.2%	Low (< 50)	Unstable Democracy 43.8%	Democracy at Risk 18.2%		

In 2014, the percentage of Venezuelans with attitudes conducive to stable democracy is lowest since at least 2007

Between 2012 and 2014, we find an important shift from authoritarian stability to unstable democracy

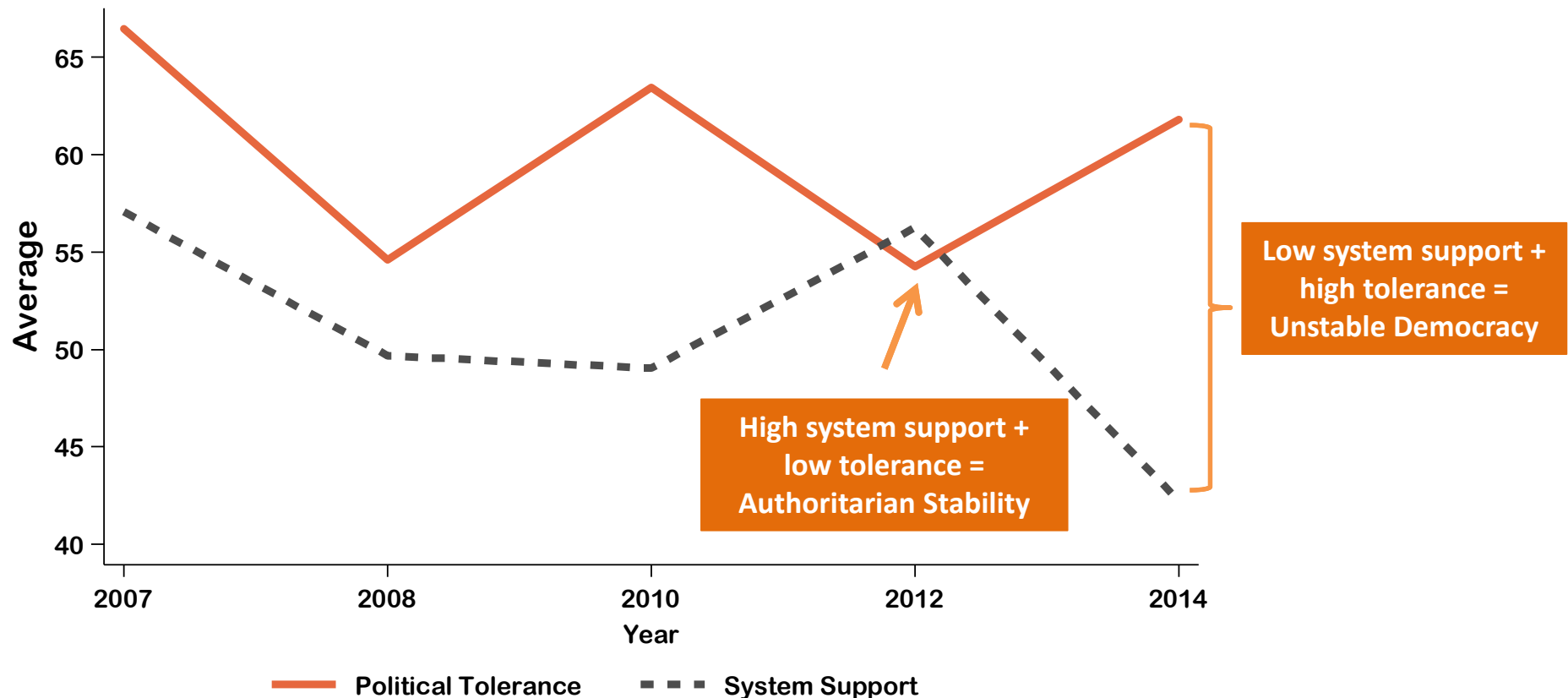
Venezuela's 2014 public opinion profile – *high tolerance + low system support* – portends democratic instability



Source: © AmericasBarometer, LAPOP; Venezuela 2007-2014 (draft0724)

After Chávez's death, and over a year into Maduro's presidency, Venezuelans have grown more tolerant of regime critics while support for the system that Chávez left in place has fallen to its lowest point

Average Levels of Political Tolerance and System Support among Venezuelans, 2007-2014



Summary: Venezuela in 2014

CRIME AND INSECURITY

- Security (crime) is considered the most important problem among citizens, although scarcity of food and basic goods is a very close second
- Reported crime and perceptions of insecurity are have increased in 2014, 1 in 4 Venezuelans reports being a victim of a crime and 1 in 3 feels “very unsafe”

SCARCITY OF FOOD AND BASIC GOODS

- 81.5% believe that scarcity is a “very serious” problem (the most negative response category option for this survey item)
- 63.2% find it “very difficult” to find food and basic goods in the last 6 months (also the most negative response option for this survey item)

ECONOMY

- The economy is considered the third most important problem after crime and scarcity
- In 2014, the vast majority (the highest percentage in all LAPOP survey rounds) report that the national and their personal economic situations have worsened in the last 12 months
- Perceptions of economic conditions, national and persona, have reached their most negative levels in all survey rounds

Summary: Venezuela in 2014

CORRUPTION

- In 2014, 1 in 4 Venezuelans report being a victim of corruption, and over half think that corruption among public officials is “very common”
- However, only 1 in 10 Venezuelans justify paying a bribe in 2014
- Levels of satisfaction with the government’s performance to fight against corruption have reached their lowest point since 2007

FREEDOM OF EXPRESSION

- More than half of Venezuelans are “dissatisfied” or “very dissatisfied” with freedom of expression in the country
- Nearly 45% think people have fear to speak openly about politics

COMMUNAL COUNCILS AND MISSIONS

- The majority are dissatisfied with Communal Councils and there is little trust in these institutions, although those with the least education have slight better perceptions
- There is widespread skepticism about the access to Communal Councils and Missions remaining independent of a participants political affiliation

Summary: Venezuela in 2014

PROTEST, SOCIO-POLITICAL CONFLICT AND POLARIZATION

- 1 in 10 Venezuelans participated in a protest in the last 12 months, and participation is most likely by the more educated and wealthy
- Venezuelans perceive a high level of socio-political conflict, and the percentage of those that see a “very high” level of conflict nearly doubles (33%) from 2012
- The majority thinks the conflict has increased in the last 12 months and that this trend will continue
- Nearly half of Venezuelans perceived polarization to be at its highest level possible and said that this polarization has increased in the last 12 months

DEMOCRATIC VALUES

- Support for the political system face the largest decrease in 2014, reaching its lowest point in all survey rounds
- The majority of Venezuelans are dissatisfied with the way democracy works in the country. The average level of satisfaction with democracy has also reached its lowest point in all survey rounds.
- Support for democracy remains high but shows a decrease in 2014, while there is an increase in political tolerance
- The more educated are the least supportive of the political system
- Supporters of President Maduro are the strongest supporters of the system and the least tolerant
- The increase in political tolerance and decrease in system support has caused a shift between 2012 and 2014, from attitudes conducive to support for authoritarian stability to attitudes mostly conducive to unstable democracy



Latin American Public Opinion Project

LAPPOP

Proyecto de Opinión Pública de América Latina

www.lapopsurveys.org

Find us at: www.lapopsurveys.org

Like us on:  Latin American Public Opinion Project

Follow us at:  @Lapop_Barometro